

## **Seychelles Static Test**

**District: Anse Etoile**

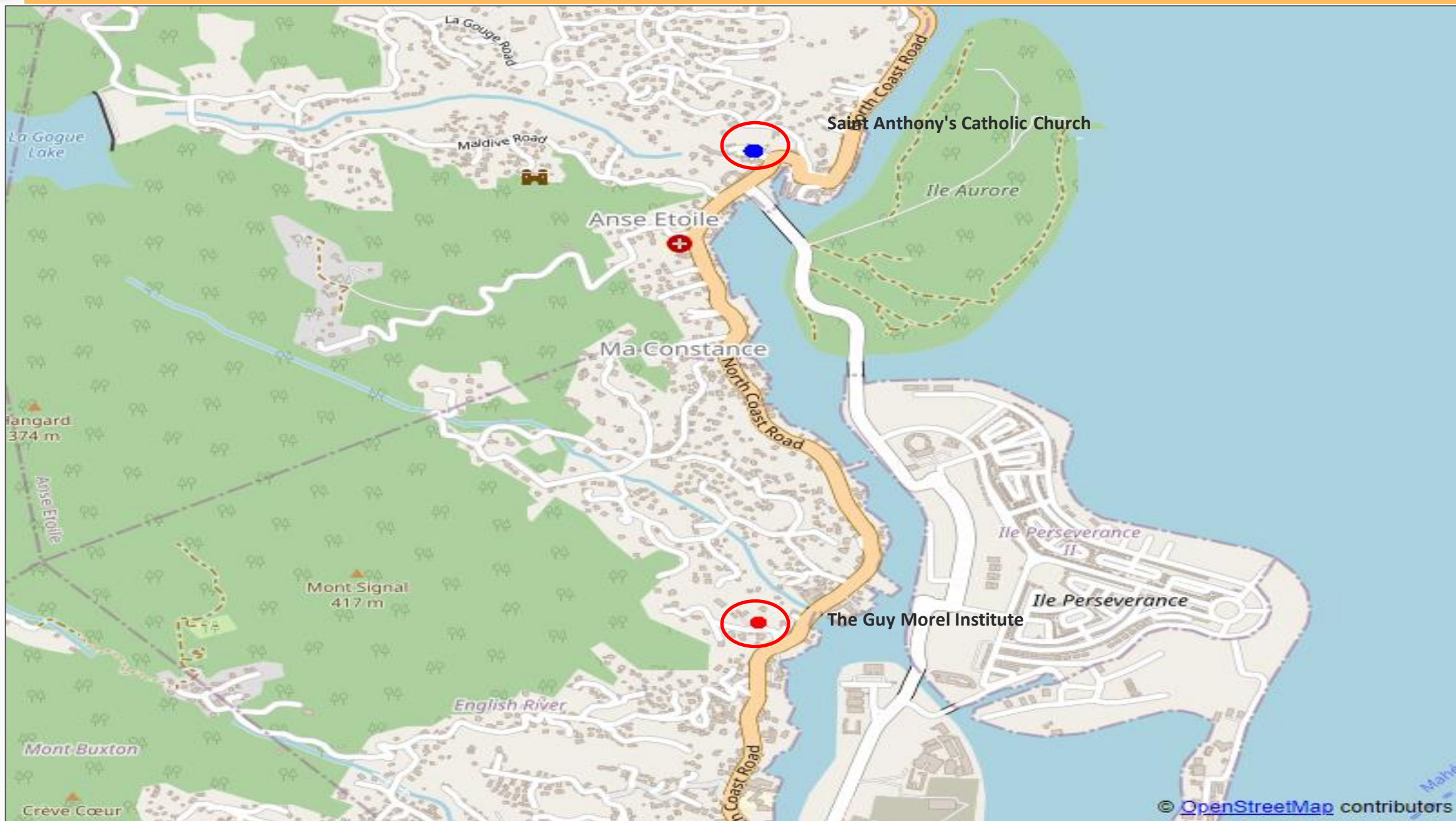
**Date of Testing:- 26<sup>th</sup> Sep 2024**

**Report Date:- 09<sup>th</sup> Oct 2024**

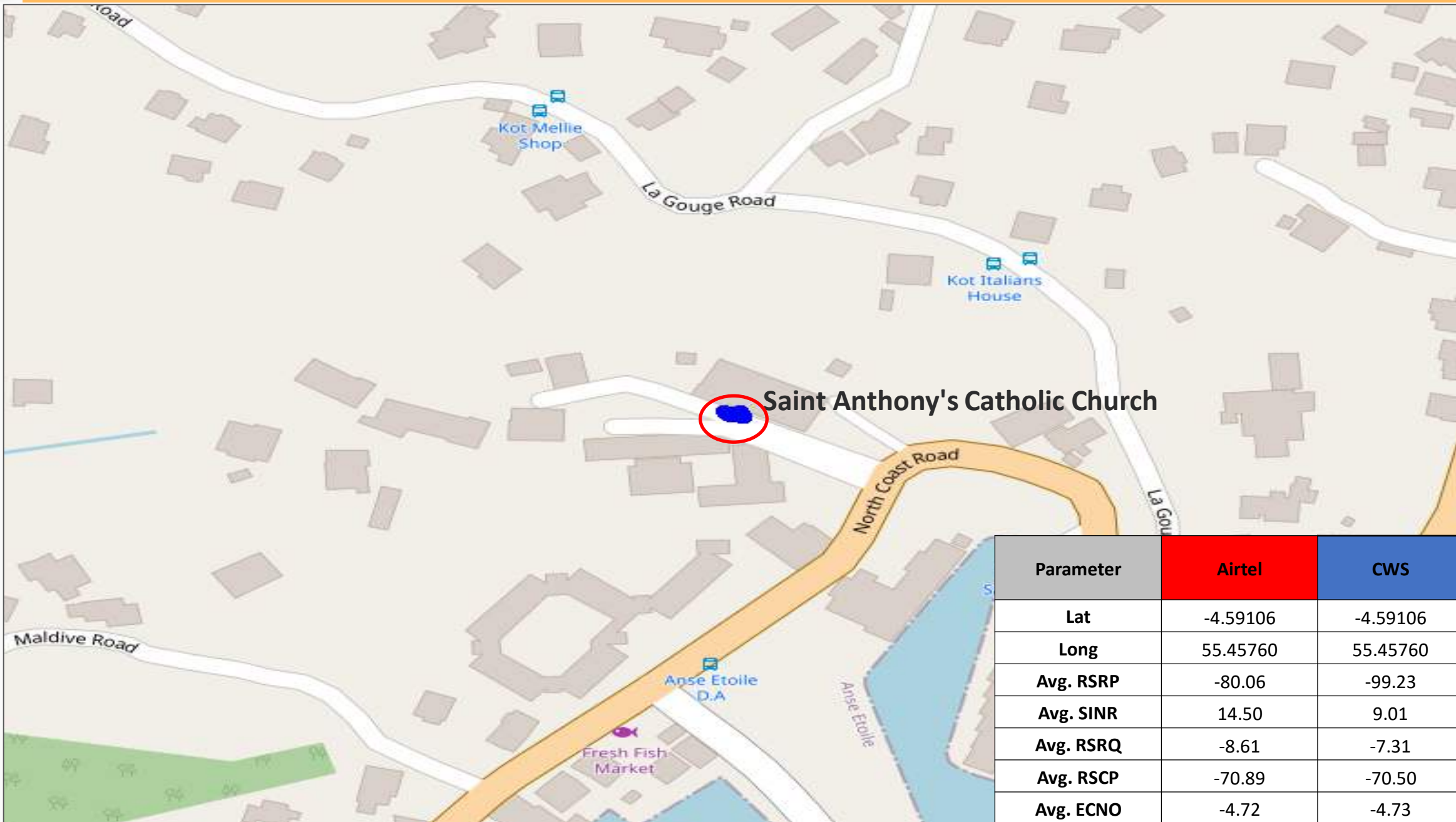
# VOICE TEST METHODOLOGY

DATA	Test Type and Timeout	Technology 3G Preferred	Technology 4G Preferred
POP always on. ICMP PAYLOAD PING 800 BYTES			
1	FILE TRANSFER DOWNLOAD 135s	FTP DL (3MB) wait 10s	FTP DL (5MB) wait 10s
2	FILE TRANSFER UPLOAD 135s	FTP UL (1MB) wait 10s	FTP UL (3MB) wait 10s
3	FILE TRANSFER DOWNLOAD 135s	HTTP Get (3MB) wait 10s	HTTP Get (5MB) wait 10s
4	FILE TRANSFER UPLOAD 135s	HTTP Put (1MB) wait 10s	HTTP Put (3MB) wait 10s
5	ICMP PING 32 BYTES	Ping (32 bytes) *5 wait 10s	Ping (32 bytes) *5 wait 10s
6	YOUTUBE STREAMING 95 seconds	Video: YouTube 60sec wait 10s	Video: YouTube 60sec wait 10s
7	KEPLER WEB BROWSING 45s	HTTPS Browsing: Kepler wait 10s	HTTPS Browsing: Kepler wait 10s
8	LIVE WEB BROWSING 45s	www.shein.com, www.nbs.gov.sc, www.sbc.sc wait 10s	www.shein.com, www.nbs.gov.sc, www.sbc.sc wait 10s
9	KEPLER MOBILE WEB BROWSING 45s	HTTPS Browsing: Kepler Mobile wait 10s	HTTPS Browsing: Kepler Mobile wait 10s
10	ICMP PING 32 BYTES	Ping (32 bytes) 5 www.google.com wait 10s	Ping (32 bytes) 5 www.google.com wait 10s
11	FILE TRANSFER-CAPACITY DOWNLOAD 10s fixed duration	HTTP Get (500MB) Multiple files wait 10s	HTTP Get (500MB) Multiple files wait 10s
12	FILE TRANSFER-CAPACITY UPLOAD 10s fixed duration	HTTP Put (500MB)-Multiple Files wait 10s	HTTP Put (500MB)-Multiple Files wait 10s

# Static Points Location – Cluster Anse Etoile



# Static Point Location 1 - Saint Anthony's Catholic Church



Parameter	Airtel	CWS
Lat	-4.59106	-4.59106
Long	55.45760	55.45760
Avg. RSRP	-80.06	-99.23
Avg. SINR	14.50	9.01
Avg. RSRQ	-8.61	-7.31
Avg. RSCP	-70.89	-70.50
Avg. ECNO	-4.72	-4.73

## 4G Preferred Data Findings:

- Airtel SFTP DL is (16.40 Mbps), while SFTP UL is (8.84 Mbps), CWS SFTP DL is (8.39 Mbps), while SFTP UL is (4.17 Mbps)
- Airtel HTTP DL is (21.09 Mbps), HTTP Capacity DL is (58.03 Mbps) ,HTTP UL is (14.88 Mbps) , and HTTP Capacity UL is (27.20 Mbps).
- CWS HTTP DL is (10.06 Mbps), HTTP Capacity DL is (26.89 Mbps) ,HTTP UL is (6.84 Mbps) , and HTTP Capacity UL is (15.68 Mbps).
- On live web page testing for browsing, [www.shein.com](http://www.shein.com) took (6.70s), [www.nbs.gov.sc](http://www.nbs.gov.sc) took (16.78s), and [www.sbc.sc](http://www.sbc.sc) took (15.37s) on Airtel.
- On live web page testing for browsing, [www.shein.com](http://www.shein.com) took (5.66s), [www.nbs.gov.sc](http://www.nbs.gov.sc) took (14.22s), and [www.sbc.sc](http://www.sbc.sc) took (11.82s) on CWS.
- On static browsing, Kepler Webpage took (3.83s), and Kepler Mobile took (1.61s) on Airtel.
- On static browsing, Kepler Webpage took (4.33s), and Kepler Mobile took (2.61s) on CWS.
- YouTube average resolution in Airtel is (1045.51) pixels.
- YouTube average resolution in CWS is (1045.59) pixels.
- Airtel scored 25.00% in Carrier Aggregation (CA).
- CWS scored 0.00% in Carrier Aggregation (CA).

### 3G Preferred Data Test Findings:

- Airtel SFTP DL is (7.79 Mbps), while SFTP UL is (2.31 Mbps), CWS SFTP DL is (3.99 Mbps), while SFTP UL is (1.29 Mbps)
- Airtel HTTP DL is (6.77 Mbps), HTTP Capacity DL is (12.85 Mbps) ,HTTP UL is (3.61 Mbps) , and HTTP Capacity UL is (6.64 Mbps).
- CWS HTTP DL is (2.95 Mbps), HTTP Capacity DL is (19.92 Mbps) ,HTTP UL is (2.57 Mbps) , and HTTP Capacity UL is (5.24 Mbps).
- On live web page testing for browsing, [www.shein.com](http://www.shein.com) took (7.89s), [www.nbs.gov.sc](http://www.nbs.gov.sc) took (10.44s), and [www.sbc.sc](http://www.sbc.sc) took (9.25s) on Airtel.
- On live web page testing for browsing, [www.shein.com](http://www.shein.com) took (6.49s), [www.nbs.gov.sc](http://www.nbs.gov.sc) took (7.53s), and [www.sbc.sc](http://www.sbc.sc) took (7.47s) on CWS.
- On static browsing, Kepler Webpage took (3.16s), and Kepler Mobile took (1.48s) on Airtel.
- On static browsing, Kepler Webpage took (4.88s), and Kepler Mobile took (2.24s) on CWS.
- YouTube average resolution in Airtel is (1047.23) pixels.
- YouTube average resolution in CWS is (1047.14) pixels.

# DRIVE TEST KPI STATISTICS

DATA Scenario		3G Preferred				4G Preferred			
		Airtel 3G	CWS 3G	Airtel 3G (Rank)	CWS 3G (Rank)	Airtel 4G	CWS 4G	Airtel 4G (Rank)	CWS 4G (Rank)
FILE TRANSFER	SFTP DL (Mbps)	7.79	3.99	1	2	16.40	8.39	1	2
	SFTP UL(Mbps)	2.31	1.29	1	2	8.84	4.17	1	2
	HTTP DL(Mbps)	6.77	2.95	1	2	21.09	10.06	1	2
	HTTP UL(Mbps)	3.61	2.57	1	2	14.88	6.84	1	2
	HTTP Capacity DL(Mbps)	12.85	19.92	2	1	58.03	26.89	1	2
	HTTP Capacity UL(Mbps)	6.64	5.24	1	2	27.20	15.68	1	2
BROWSER	Overall Browser DL Time (s)	6.50	5.72	2	1	8.93	7.72	2	1
	Kepler Webpage DL Time (s)	3.16	4.88	1	2	3.83	4.33	1	2
	Mobile Kepler Webpage DL Time (s)	1.48	2.24	1	2	1.61	2.61	1	2
	www.shein.com Webpage DL Time (s)	7.89	6.49	2	1	6.70	5.66	2	1
	www.nbs.gov.sc Webpage DL Time (s)	10.44	7.53	2	1	16.78	14.22	2	1
	www.sbc.sc Webpage DL Time (s)	9.25	7.47	2	1	15.37	11.82	2	1
LATENCY	Avg Latency (ms)	278.41	209.64	2	1	255.99	167.45	2	1
	Median Latency (ms)	392	173	2	1	259	186	2	1
YOUTUBE	YouTube Access Time (s)	3.03	1.77	2	1	5.19	1.34	2	1
	YouTube Average Resolution (pixels)	1047.23	1047.14	1	2	1045.51	1045.59	2	1
	YouTube Success Ratio [%]	100.00	100.00	1	1	100.00	100.00	1	1

# 4G PREFERRED THROUGHPUT COMPARISON

Test Type	Status	Airtel 4G	CWS 4G	Airtel 4G (%)	CWS 4G (%)
SFTP DL	Success	13	13	100.00	100.00
	Failure	0	0	0.00	0.00
SFTP UL	Success	13	13	100.00	100.00
	Failure	0	0	0.00	0.00
HTTP DL	Success	13	13	100.00	100.00
	Failure	0	0	0.00	0.00
HTTP UL	Success	13	13	100.00	100.00
	Failure	0	0	0.00	0.00
HTTP Capacity DL	Success	13	12	100.00	100.00
	Failure	0	0	0.00	0.00
HTTP Capacity UL	Success	13	12	100.00	100.00
	Failure	0	0	0.00	0.00

DATA Scenario		Airtel 4G	CWS 4G	Airtel 4G (Rank)	CWS 4G (Rank)
FILE TRANSFER	SFTP DL (Mbps)	16.40	8.39	1	2
	SFTP UL(Mbps)	8.84	4.17	1	2
	HTTP DL(Mbps)	21.09	10.06	1	2
	HTTP UL(Mbps)	14.88	6.84	1	2
	HTTP Capacity DL(Mbps)	58.03	26.89	1	2
	HTTP Capacity UL(Mbps)	27.20	15.68	1	2



# 4G PREFERRED BROWSING COMPARISON

Web Page	Status	Airtel 4G	CWS 4G	Airtel 4G (%)	CWS 4G (%)
Kepler	Success	12	13	92.31	100.00
	Failure	1	0	7.69	0.00
Mobile Kepler	Success	13	13	100.00	100.00
	Failure	0	0	0.00	0.00
www.shein.com	Success	13	13	100.00	100.00
	Failure	0	0	0.00	0.00
www.nbs.gov.sc	Success	13	13	100.00	100.00
	Failure	0	0	0.00	0.00
www.sbc.sc	Success	13	13	100.00	100.00
	Failure	0	0	0.00	0.00

DATA Scenario		Airtel 4G	CWS 4G	Airtel 4G (Rank)	CWS 4G (Rank)
BROWSER	Overall Browser DL Time (s)	8.93	7.72	2	1
	Kepler Webpage DL Time (s)	3.83	4.33	1	2
	Mobile Kepler Webpage DL Time (s)	1.61	2.61	1	2
	www.shein.com Webpage DL Time (s)	6.70	5.66	2	1
	www.nbs.gov.sc Webpage DL Time (s)	16.78	14.22	2	1
	www.sbc.sc Webpage DL Time (s)	15.37	11.82	2	1

	Latency KPIs	Airtel 4G	CWS 4G
Overall Latency	Sample Count [32 bytes]	26	26
	Average Latency [ms]	253.08	176.92
	Median Latency [ms]	256	187
	Ping session status: Successful	26	26
	Ping session status: Failed [Socket error]	0	0
	Ping session status: Failed [Protocol error timeout]	0	0
	Packet Loss<1%	0.00	0.00
www.google.com	Average Latency [ms]	385.38	157.00
	Median Latency [ms]	385	156
	Ping session status: Successful	13	13
	Ping session status: Failed [Socket error]	0	0
	Ping session status: Failed [Protocol error timeout]	0	0
	Packet Loss<1%	0.00	0.00
102.133.176.104	Average Latency [ms]	120.77	196.85
	Median Latency [ms]	121	197
	Ping session status: Successful	13	13
	Ping session status: Failed [Socket error]	0	0
	Ping session status: Failed [Protocol error timeout]	0	0
	Packet Loss<1%	0.00	0.00

Latency 250ms

LTE YOUTUBE Success Ratio		
KPIs	Airtel Data 4G	CWS Data 4G
Attempt(Count)	13	13
Success(Count)	13	13
Failure(Count)	0	0
YouTube Access Time (s)	5.19	1.34
YouTube Average Resolution (pixels)	1045.51	1045.59
YouTube Success Ratio [%]	100.00	100.00

# 3G PREFERRED THROUGHPUT COMPARISON

Test Type	Status	Airtel 3G	CWS 3G	Airtel 3G (%)	CWS 3G (%)
SFTP DL	Success	11	11	100.00	100.00
	Failure	0	0	0.00	0.00
SFTP UL	Success	11	11	100.00	100.00
	Failure	0	0	0.00	0.00
HTTP DL	Success	11	11	100.00	100.00
	Failure	0	0	0.00	0.00
HTTP UL	Success	11	11	100.00	100.00
	Failure	0	0	0.00	0.00
HTTP Capacity DL	Success	11	11	100.00	100.00
	Failure	0	0	0.00	0.00
HTTP Capacity UL	Success	11	9	100.00	90.00
	Failure	0	1	0.00	10.00

DATA Scenario		Airtel 3G	CWS 3G	Airtel 3G (Rank)	CWS 3G (Rank)
FILE TRANSFER	SFTP DL (Mbps)	7.79	3.99	1	2
	SFTP UL(Mbps)	2.31	1.29	1	2
	HTTP DL(Mbps)	6.77	2.95	1	2
	HTTP UL(Mbps)	3.61	2.57	1	2
	HTTP Capacity DL(Mbps)	12.85	19.92	2	1
	HTTP Capacity UL(Mbps)	6.64	5.24	1	2

# 3G PREFERRED BROWSING COMPARISON

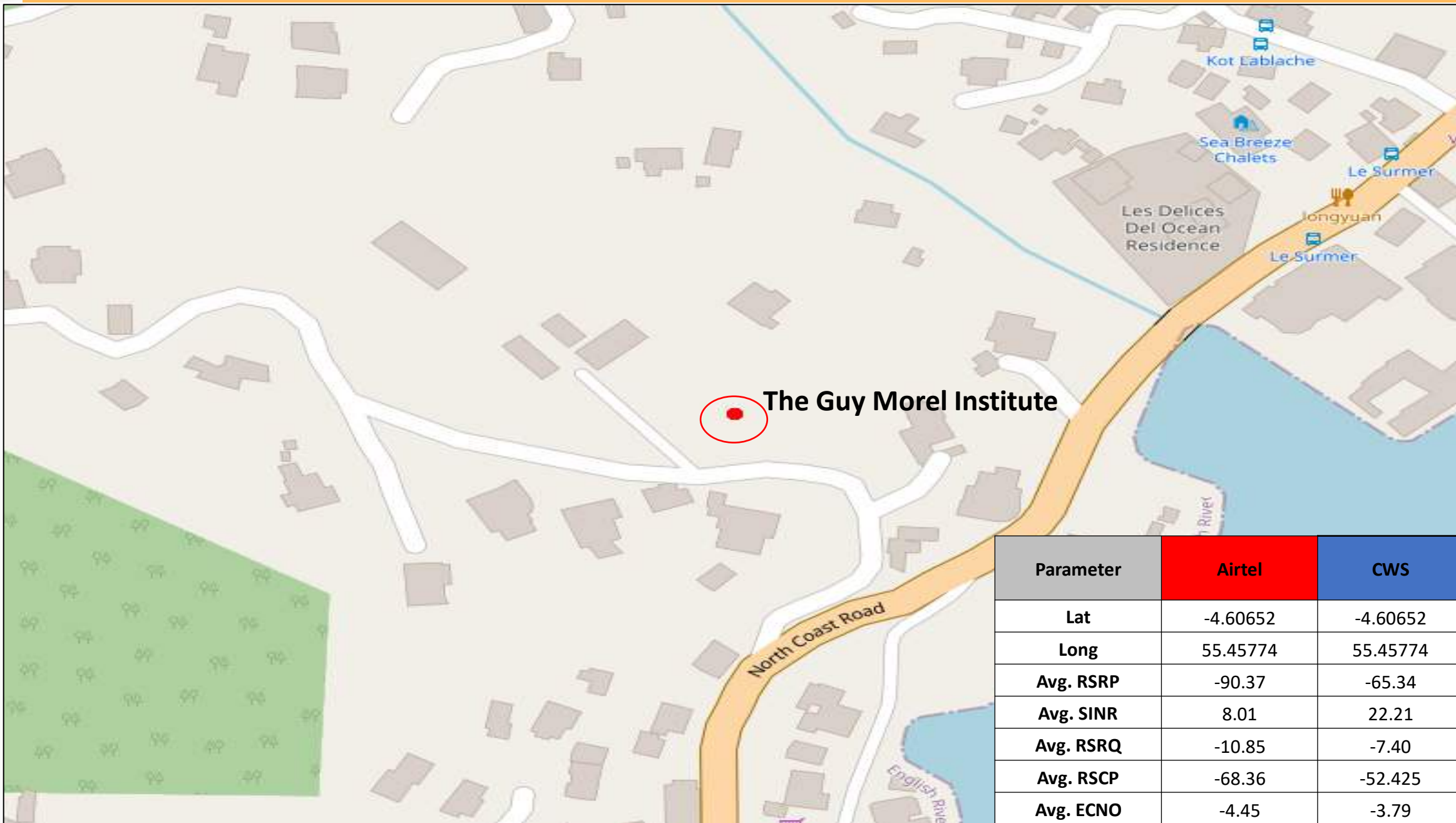
Web Page	Status	Airtel 3G	CWS 3G	Airtel 3G(%)	CWS 3G (%)
Kepler	Success	10	11	100.00	100.00
	Failure	0	0	0.00	0.00
Mobile Kepler	Success	11	11	100.00	100.00
	Failure	0	0	0.00	0.00
www.shein.com	Success	11	11	100.00	100.00
	Failure	0	0	0.00	0.00
www.nbs.gov.sc	Success	11	11	100.00	100.00
	Failure	0	0	0.00	0.00
www.sbc.sc	Success	11	11	100.00	100.00
	Failure	0	0	0.00	0.00

DATA Scenario		Airtel 3G	CWS 3G	Airtel 3G (Rank)	CWS 3G (Rank)
BROWSER	Overall Browser DL Time (s)	6.50	5.72	2	1
	Kepler Webpage DL Time (s)	3.16	4.88	1	2
	Mobile Kepler Webpage DL Time (s)	1.48	2.24	1	2
	www.shein.com Webpage DL Time (s)	7.89	6.49	2	1
	www.nbs.gov.sc Webpage DL Time (s)	10.44	7.53	2	1
	www.sbc.sc Webpage DL Time (s)	9.25	7.47	2	1

	Latency KPIs	Airtel 3G	CWS 3G
Overall Latency	Sample Count [32 bytes]	13	22
	Average Latency [ms]	360.85	211.41
	Median Latency [ms]	394	174
	Ping session status: Successful	13	22
	Ping session status: Failed [Socket error]	0	0
	Ping session status: Failed [Protocol error timeout]	9	0
	Packet Loss<1%	40.91	0.00
www.google.com	Average Latency [ms]	403.91	140.64
	Median Latency [ms]	402	140
	Ping session status: Successful	11	11
	Ping session status: Failed [Socket error]	0	0
	Ping session status: Failed [Protocol error timeout]	0	0
	Packet Loss<1%	0.00	0.00
102.133.176.104	Average Latency [ms]	124.00	282.18
	Median Latency [ms]	124	320
	Ping session status: Successful	2	11
	Ping session status: Failed [Socket error]	0	0
	Ping session status: Failed [Protocol error timeout]	9	0
	Packet Loss<1%	81.82	0.00

UMTS YOUTUBE Success Ratio		
KPIs	Airtel 3G	CWS 3G
Attempt(Count)	11	11
Success(Count)	11	11
Failure(Count)	0	0
YouTube Access Time (s)	3.03	1.77
YouTube Average Resolution (pixels)	1047.23	1047.14
YouTube Success Ratio [%]	100.00	100.00

# Static Point Location 2 - The Guy Morel Institute



## 4G Preferred Data Findings:

- Airtel SFTP DL is (14.96 Mbps), while SFTP UL is (8.64 Mbps), CWS SFTP DL is (7.38 Mbps), while SFTP UL is (3.81 Mbps)
- Airtel HTTP DL is (22.83 Mbps), HTTP Capacity DL is (52.69 Mbps) ,HTTP UL is (14.72 Mbps) , and HTTP Capacity UL is (27.13 Mbps).
- CWS HTTP DL is (8.81 Mbps), HTTP Capacity DL is (83.76 Mbps) ,HTTP UL is (8.54 Mbps) , and HTTP Capacity UL is (55.49 Mbps).
- On live web page testing for browsing, [www.shein.com](http://www.shein.com) took (6.70s), [www.nbs.gov.sc](http://www.nbs.gov.sc) took (16.83s), and [www.sbc.sc](http://www.sbc.sc) took (16.52s) on Airtel.
- On live web page testing for browsing, [www.shein.com](http://www.shein.com) took (5.97s), [www.nbs.gov.sc](http://www.nbs.gov.sc) took (16.95s), and [www.sbc.sc](http://www.sbc.sc) took (14.01s) on CWS.
- On static browsing, Kepler Webpage took (3.97s), and Kepler Mobile took (1.65s) on Airtel.
- On static browsing, Kepler Webpage took (4.65s), and Kepler Mobile took (2.75s) on CWS.
- YouTube average resolution in Airtel is (1020.56) pixels.
- YouTube average resolution in CWS is (1046.32) pixels.
- Airtel scored 40.00% in Carrier Aggregation (CA).
- CWS scored 0.00% in Carrier Aggregation (CA).

### 3G Preferred Data Test Findings:

- Airtel SFTP DL is (7.71 Mbps), while SFTP UL is (2.33 Mbps), CWS SFTP DL is (3.79 Mbps), while SFTP UL is (1.36 Mbps)
- Airtel HTTP DL is (7.00 Mbps), HTTP Capacity DL is (12.36 Mbps) ,HTTP UL is (3.58 Mbps) , and HTTP Capacity UL is (6.53 Mbps).
- CWS HTTP DL is (3.03 Mbps), HTTP Capacity DL is (19.31 Mbps) ,HTTP UL is (2.94 Mbps) , and HTTP Capacity UL is (6.12 Mbps).
- On live web page testing for browsing, [www.shein.com](http://www.shein.com) took (8.54s), [www.nbs.gov.sc](http://www.nbs.gov.sc) took (10.30s), and [www.sbc.sc](http://www.sbc.sc) took (11.14s) on Airtel.
- On live web page testing for browsing, [www.shein.com](http://www.shein.com) took (5.92s), [www.nbs.gov.sc](http://www.nbs.gov.sc) took (7.54s), and [www.sbc.sc](http://www.sbc.sc) took (8.43s) on CWS.
- On static browsing, Kepler Webpage took (3.39s), and Kepler Mobile took (1.47s) on Airtel.
- On static browsing, Kepler Webpage took (4.82s), and Kepler Mobile took (2.32s) on CWS.
- YouTube average resolution in Airtel is (1046.06) pixels.
- YouTube average resolution in CWS is (1048.22) pixels.



# DRIVE TEST KPI STATISTICS

DATA Scenario		3G Preferred				4G Preferred			
		Airtel 3G	CWS 3G	Airtel 3G (Rank)	CWS 3G (Rank)	Airtel 4G	CWS 4G	Airtel 4G (Rank)	CWS 4G (Rank)
FILE TRANSFER	SFTP DL (Mbps)	7.71	3.79	1	2	14.96	7.38	1	2
	SFTP UL(Mbps)	2.33	1.36	1	2	8.64	3.81	1	2
	HTTP DL(Mbps)	7.00	3.03	1	2	22.83	8.81	1	2
	HTTP UL(Mbps)	3.58	2.94	1	2	14.72	8.54	1	2
	HTTP Capacity DL(Mbps)	12.36	19.31	2	1	52.69	83.76	2	1
	HTTP Capacity UL(Mbps)	6.53	6.12	1	2	27.13	55.49	2	1
BROWSER	Overall Browser DL Time (s)	7.16	5.78	2	1	9.21	8.86	2	1
	Kepler Webpage DL Time (s)	3.39	4.82	1	2	3.97	4.65	1	2
	Mobile Kepler Webpage DL Time (s)	1.47	2.32	1	2	1.65	2.75	1	2
	www.shein.com Webpage DL Time (s)	8.54	5.92	2	1	6.70	5.97	2	1
	www.nbs.gov.sc Webpage DL Time (s)	10.30	7.54	2	1	16.83	16.95	1	2
	www.sbc.sc Webpage DL Time (s)	11.14	8.43	2	1	16.52	14.01	2	1
LATENCY	Avg Latency (ms)	272.99	240.09	2	1	251.13	335.30	1	2
	Median Latency (ms)	388	193	2	1	134	341	1	2
YOUTUBE	YouTube Access Time (s)	3.00	1.65	2	1	5.19	1.54	2	1
	YouTube Average Resolution (pixels)	1046.06	1048.22	2	1	1020.56	1046.32	2	1
	YouTube Success Ratio [%]	90.00	100.00	2	1	100.00	100.00	1	1

# 4G PREFERRED THROUGHPUT COMPARISON

Test Type	Status	Airtel 4G	CWS 4G	Airtel 4G (%)	CWS 4G (%)
SFTP DL	Success	13	12	100.00	100.00
	Failure	0	0	0.00	0.00
SFTP UL	Success	13	12	100.00	100.00
	Failure	0	0	0.00	0.00
HTTP DL	Success	13	12	100.00	100.00
	Failure	0	0	0.00	0.00
HTTP UL	Success	13	12	100.00	100.00
	Failure	0	0	0.00	0.00
HTTP Capacity DL	Success	12	12	100.00	100.00
	Failure	0	0	0.00	0.00
HTTP Capacity UL	Success	12	11	100.00	100.00
	Failure	0	0	0.00	0.00

DATA Scenario		Airtel 4G	CWS 4G	Airtel 4G (Rank)	CWS 4G (Rank)
FILE TRANSFER	SFTP DL (Mbps)	14.96	7.38	1	2
	SFTP UL(Mbps)	8.64	3.81	1	2
	HTTP DL(Mbps)	22.83	8.81	1	2
	HTTP UL(Mbps)	14.72	8.54	1	2
	HTTP Capacity DL(Mbps)	52.69	83.76	2	1
	HTTP Capacity UL(Mbps)	27.13	55.49	2	1

# 4G PREFERRED BROWSING COMPARISON

Web Page	Status	Airtel 4G	CWS 4G	Airtel 4G (%)	CWS 4G (%)
Kepler	Success	12	12	92.31	100.00
	Failure	1	0	7.69	0.00
Mobile Kepler	Success	13	12	100.00	100.00
	Failure	0	0	0.00	0.00
www.shein.com	Success	13	12	100.00	100.00
	Failure	0	0	0.00	0.00
www.nbs.gov.sc	Success	13	12	100.00	100.00
	Failure	0	0	0.00	0.00
www.sbc.sc	Success	13	12	100.00	100.00
	Failure	0	0	0.00	0.00

DATA Scenario		Airtel 4G	CWS 4G	Airtel 4G (Rank)	CWS 4G (Rank)
BROWSER	Overall Browser DL Time (s)	9.21	8.86	2	1
	Kepler Webpage DL Time (s)	3.97	4.65	1	2
	Mobile Kepler Webpage DL Time (s)	1.65	2.75	1	2
	www.shein.com Webpage DL Time (s)	6.70	5.97	2	1
	www.nbs.gov.sc Webpage DL Time (s)	16.83	16.95	1	2
	www.sbc.sc Webpage DL Time (s)	16.52	14.01	2	1

	Latency KPIs	Airtel 4G	CWS 4G
Overall Latency	Sample Count [32 bytes]	25	24
	Average Latency [ms]	248.04	274.21
	Median Latency [ms]	131	244
	Ping session status: Successful	25	24
	Ping session status: Failed [Socket error]	0	0
	Ping session status: Failed [Protocol error timeout]	0	0
	Packet Loss<1%	0.00	0.00
www.google.com	Average Latency [ms]	385.92	197.58
	Median Latency [ms]	385	166
	Ping session status: Successful	12	12
	Ping session status: Failed [Socket error]	0	0
	Ping session status: Failed [Protocol error timeout]	0	0
	Packet Loss<1%	0.00	0.00
102.133.176.104	Average Latency [ms]	120.77	350.83
	Median Latency [ms]	121	371
	Ping session status: Successful	13	12
	Ping session status: Failed [Socket error]	0	0
	Ping session status: Failed [Protocol error timeout]	0	0
	Packet Loss<1%	0.00	0.00

LTE YOUTUBE Success Ratio		
KPIs	Airtel Data 4G	CWS Data 4G
Attempt(Count)	13	12
Success(Count)	13	12
Failure(Count)	0	0
YouTube Access Time (s)	5.19	1.54
YouTube Average Resolution (pixels)	1020.56	1046.32
YouTube Success Ratio [%]	100.00	100.00

Latency 250ms

# 3G PREFERRED THROUGHPUT COMPARISON

Test Type	Status	Airtel 3G	CWS 3G	Airtel 3G (%)	CWS 3G (%)
SFTP DL	Success	10	8	100.00	100.00
	Failure	0	0	0.00	0.00
SFTP UL	Success	10	9	100.00	100.00
	Failure	0	0	0.00	0.00
HTTP DL	Success	9	11	100.00	100.00
	Failure	0	0	0.00	0.00
HTTP UL	Success	9	11	90.00	100.00
	Failure	1	0	10.00	0.00
HTTP Capacity DL	Success	9	10	100.00	100.00
	Failure	0	0	0.00	0.00
HTTP Capacity UL	Success	9	7	90.00	70.00
	Failure	1	3	10.00	30.00

DATA Scenario		Airtel 3G	CWS 3G	Airtel 3G (Rank)	CWS 3G (Rank)
FILE TRANSFER	SFTP DL (Mbps)	7.71	3.79	1	2
	SFTP UL(Mbps)	2.33	1.36	1	2
	HTTP DL(Mbps)	7.00	3.03	1	2
	HTTP UL(Mbps)	3.58	2.94	1	2
	HTTP Capacity DL(Mbps)	12.36	19.31	2	1
	HTTP Capacity UL(Mbps)	6.53	6.12	1	2

# 3G PREFERRED BROWSING COMPARISON

Web Page	Status	Airtel 3G	CWS 3G	Airtel 3G(%)	CWS 3G (%)
Kepler	Success	9	11	100.00	100.00
	Failure	0	0	0.00	0.00
Mobile Kepler	Success	9	10	100.00	100.00
	Failure	0	0	0.00	0.00
www.shein.com	Success	10	10	100.00	100.00
	Failure	0	0	0.00	0.00
www.nbs.gov.sc	Success	10	10	100.00	100.00
	Failure	0	0	0.00	0.00
www.sbc.sc	Success	10	10	100.00	100.00
	Failure	0	0	0.00	0.00

DATA Scenario		Airtel 3G	CWS 3G	Airtel 3G (Rank)	CWS 3G (Rank)
BROWSER	Overall Browser DL Time (s)	7.16	5.78	2	1
	Kepler Webpage DL Time (s)	3.39	4.82	1	2
	Mobile Kepler Webpage DL Time (s)	1.47	2.32	1	2
	www.shein.com Webpage DL Time (s)	8.54	5.92	2	1
	www.nbs.gov.sc Webpage DL Time (s)	10.30	7.54	2	1
	www.sbc.sc Webpage DL Time (s)	11.14	8.43	2	1

	Latency KPIs	Airtel 3G	CWS 3G
Overall Latency	Sample Count [32 bytes]	11	21
	Average Latency [ms]	353.45	234.33
	Median Latency [ms]	404	195
	Ping session status: Successful	11	21
	Ping session status: Failed [Socket error]	0	0
	Ping session status: Failed [Protocol error timeout]	7	0
	Packet Loss<1%	38.89	0.00
www.google.com	Average Latency [ms]	403.00	135.00
	Median Latency [ms]	406	135
	Ping session status: Successful	9	10
	Ping session status: Failed [Socket error]	0	0
	Ping session status: Failed [Protocol error timeout]	0	0
	Packet Loss<1%	0.00	0.00
102.133.176.104	Average Latency [ms]	130.50	324.64
	Median Latency [ms]	131	352
	Ping session status: Successful	2	11
	Ping session status: Failed [Socket error]	0	0
	Ping session status: Failed [Protocol error timeout]	7	0
	Packet Loss<1%	77.78	0.00

Latency 250ms

UMTS YOUTUBE Success Ratio		
KPIs	Airtel 3G	CWS 3G
Attempt(Count)	10	11
Success(Count)	9	11
Failure(Count)	1	0
YouTube Access Time (s)	3.00	1.65
YouTube Average Resolution (pixels)	1046.06	1048.22
YouTube Success Ratio [%]	90.00	100.00

**THANKS**