

Seychelles Static Test

District: Mont Fleuri

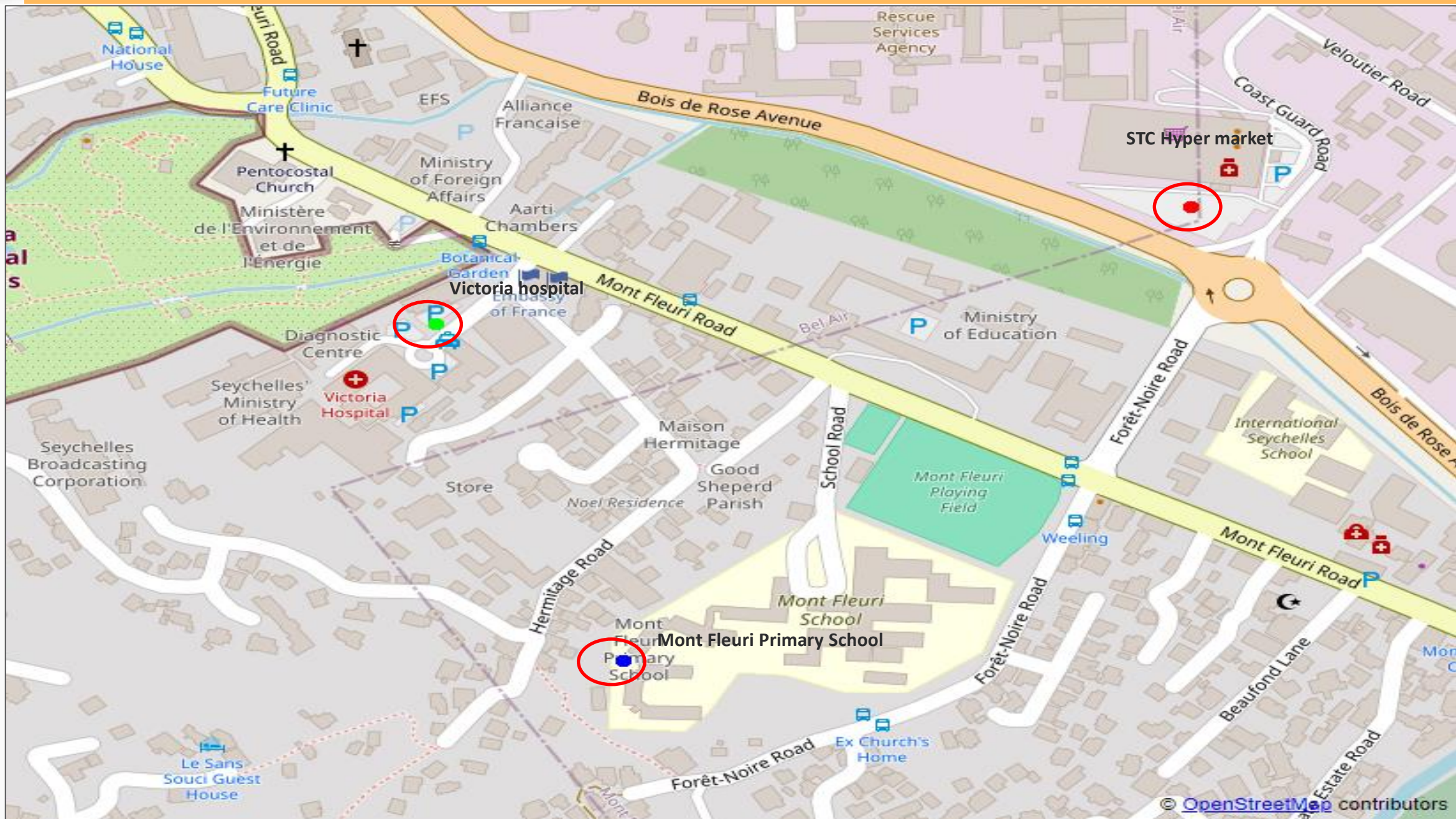
Date of Testing:- 01st Oct 2024

Report Date:- 18th Oct 2024

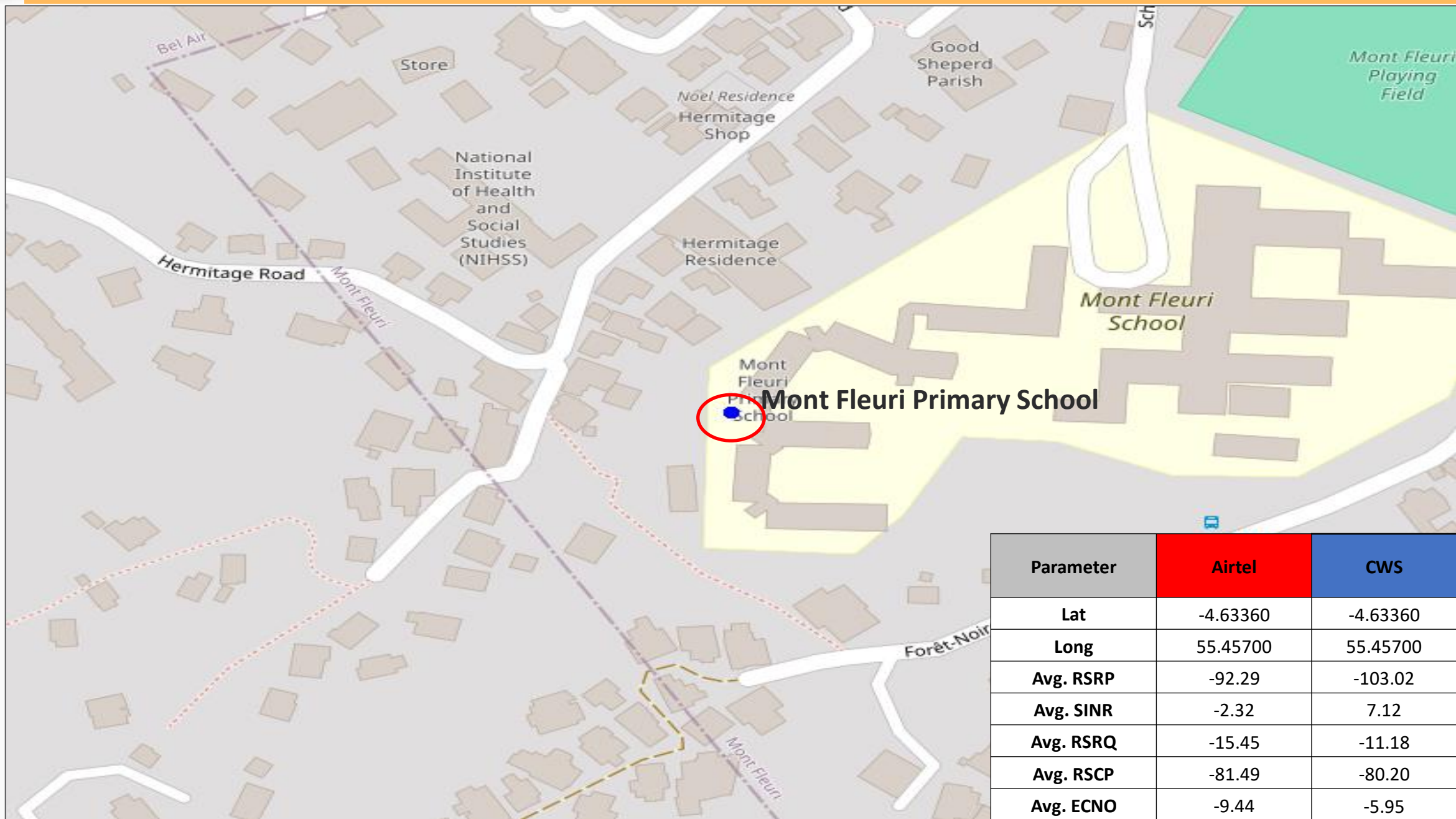
VOICE TEST METHODOLOGY

DATA	Test Type and Timeout	Technology 3G Preferred	Technology 4G Preferred
POP always on. ICMP PAYLOAD PING 800 BYTES			
1	FILE TRANSFER DOWNLOAD 135s	FTP DL (3MB) wait 10s	FTP DL (5MB) wait 10s
2	FILE TRANSFER UPLOAD 135s	FTP UL (1MB) wait 10s	FTP UL (3MB) wait 10s
3	FILE TRANSFER DOWNLOAD 135s	HTTP Get (3MB) wait 10s	HTTP Get (5MB) wait 10s
4	FILE TRANSFER UPLOAD 135s	HTTP Put (1MB) wait 10s	HTTP Put (3MB) wait 10s
5	ICMP PING 32 BYTES	Ping (32 bytes) *5 wait 10s	Ping (32 bytes) *5 wait 10s
6	YOUTUBE STREAMING 95 seconds	Video: YouTube 60sec wait 10s	Video: YouTube 60sec wait 10s
7	KEPLER WEB BROWSING 45s	HTTPS Browsing: Kepler wait 10s	HTTPS Browsing: Kepler wait 10s
8	LIVE WEB BROWSING 45s	www.shein.com, www.nbs.gov.sc, www.sbc.sc wait 10s	www.shein.com, www.nbs.gov.sc, www.sbc.sc wait 10s
9	KEPLER MOBILE WEB BROWSING 45s	HTTPS Browsing: Kepler Mobile wait 10s	HTTPS Browsing: Kepler Mobile wait 10s
10	ICMP PING 32 BYTES	Ping (32 bytes) 5 www.google.com wait 10s	Ping (32 bytes) 5 www.google.com wait 10s
11	FILE TRANSFER-CAPACITY DOWNLOAD 10s fixed duration	HTTP Get (500MB) Multiple files wait 10s	HTTP Get (500MB) Multiple files wait 10s
12	FILE TRANSFER-CAPACITY UPLOAD 10s fixed duration	HTTP Put (500MB)-Multiple Files wait 10s	HTTP Put (500MB)-Multiple Files wait 10s

Static Points Location – Cluster Mont Fleuri



Static Point Location 1 - Mont Fleuri Primary School



4G Preferred Data Findings:

- Airtel SFTP DL is (10.83 Mbps), while SFTP UL is (5.26 Mbps), CWS SFTP DL is (3.98 Mbps), while SFTP UL is (0.66 Mbps)
- Airtel HTTP DL is (13.38 Mbps), HTTP Capacity DL is (17.72 Mbps) ,HTTP UL is (7.54 Mbps) , and HTTP Capacity UL is (13.76 Mbps).
- CWS HTTP DL is (5.14 Mbps), HTTP Capacity DL is (6.82 Mbps) ,HTTP UL is (0.94 Mbps) , and HTTP Capacity UL is (6.15 Mbps).
- On live web page testing for browsing, www.shein.com took (6.55s), www.nbs.gov.sc took (17.87s), and www.sbc.sc took (17.39s) on Airtel.
- On live web page testing for browsing, www.shein.com took (9.94s), www.nbs.gov.sc took (16.91s), and www.sbc.sc took (14.63s) on CWS.
- On static browsing, Kepler Webpage took (3.98s), and Kepler Mobile took (1.73s) on Airtel.
- On static browsing, Kepler Webpage took (9.04s), and Kepler Mobile took (5.24s) on CWS.
- YouTube average resolution in Airtel is (1047.20) pixels.
- YouTube average resolution in CWS is (1039.90) pixels.
- Airtel scored 49.63% in Carrier Aggregation (CA).
- CWS scored 48.05% in Carrier Aggregation (CA).

3G Preferred Data Test Findings:

- Airtel SFTP DL is (4.19 Mbps), while SFTP UL is (2.06 Mbps), CWS SFTP DL is (2.07 Mbps), while SFTP UL is (0.32 Mbps)
- Airtel HTTP DL is (3.50 Mbps), HTTP Capacity DL is (4.64 Mbps) ,HTTP UL is (3.04 Mbps) , and HTTP Capacity UL is (5.95 Mbps).
- CWS HTTP DL is (2.99 Mbps), HTTP Capacity DL is (12.11 Mbps) ,HTTP UL is (1.47 Mbps) , and HTTP Capacity UL is (3.25 Mbps).
- On live web page testing for browsing, www.shein.com took (11.01s), www.nbs.gov.sc took (11.72s), and www.sbc.sc took (19.20s) on Airtel.
- On live web page testing for browsing, www.shein.com took (8.00s), www.nbs.gov.sc took (7.51s), and www.sbc.sc took (7.58s) on CWS.
- On static browsing, Kepler Webpage took (3.77s), and Kepler Mobile took (1.72s) on Airtel.
- On static browsing, Kepler Webpage took (7.46s), and Kepler Mobile took (4.66s) on CWS.
- YouTube average resolution in Airtel is (1015.89) pixels.
- YouTube average resolution in CWS is (1041.75) pixels.

DRIVE TEST KPI STATISTICS

DATA Scenario		3G Preferred				4G Preferred			
		Airtel 3G	CWS 3G	Airtel 3G (Rank)	CWS 3G (Rank)	Airtel 4G	CWS 4G	Airtel 4G (Rank)	CWS 4G (Rank)
FILE TRANSFER	SFTP DL (Mbps)	4.19	2.07	1	2	10.83	3.98	1	2
	SFTP UL(Mbps)	2.06	0.32	1	2	5.26	0.66	1	2
	HTTP DL(Mbps)	3.50	2.99	1	2	13.38	5.14	1	2
	HTTP UL(Mbps)	3.04	1.47	1	2	7.54	0.94	1	2
	HTTP Capacity DL(Mbps)	4.64	12.11	2	1	17.72	6.82	1	2
	HTTP Capacity UL(Mbps)	5.95	3.25	1	2	13.76	6.15	1	2
BROWSER	Overall Browser DL Time (s)	9.48	7.10	2	1	9.50	11.15	1	2
	Kepler Webpage DL Time (s)	3.77	7.46	1	2	3.98	9.04	1	2
	Mobile Kepler Webpage DL Time (s)	1.72	4.66	1	2	1.73	5.24	1	2
	www.shein.com Webpage DL Time (s)	11.01	8.00	2	1	6.55	9.94	1	2
	www.nbs.gov.sc Webpage DL Time (s)	11.72	7.51	2	1	17.87	16.91	2	1
	www.sbc.sc Webpage DL Time (s)	19.20	7.58	2	1	17.39	14.63	2	1
LATENCY	Avg Latency (ms)	287.67	202.46	2	1	270.04	214.20	2	1
	Median Latency (ms)	390	174	2	1	142	197	1	2
YOUTUBE	YouTube Access Time (s)	3.78	1.85	2	1	5.33	1.94	2	1
	YouTube Average Resolution (pixels)	1015.89	1041.75	2	1	1047.20	1039.90	1	2
	YouTube Success Ratio [%]	100.00	100.00	1	1	100.00	100.00	1	1

4G PREFERRED THROUGHPUT COMPARISON

Test Type	Status	Airtel 4G	CWS 4G	Airtel 4G (%)	CWS 4G (%)
SFTP DL	Success	13	5	100.00	100.00
	Failure	0	0	0.00	0.00
SFTP UL	Success	13	2	100.00	33.33
	Failure	0	4	0.00	66.67
HTTP DL	Success	13	7	100.00	100.00
	Failure	0	0	0.00	0.00
HTTP UL	Success	13	2	100.00	28.57
	Failure	0	5	0.00	71.43
HTTP Capacity DL	Success	12	6	100.00	100.00
	Failure	0	0	0.00	0.00
HTTP Capacity UL	Success	12	4	100.00	66.67
	Failure	0	2	0.00	33.33

DATA Scenario		Airtel 4G	CWS 4G	Airtel 4G (Rank)	CWS 4G (Rank)
FILE TRANSFER	SFTP DL (Mbps)	10.83	3.98	1	2
	SFTP UL(Mbps)	5.26	0.66	1	2
	HTTP DL(Mbps)	13.38	5.14	1	2
	HTTP UL(Mbps)	7.54	0.94	1	2
	HTTP Capacity DL(Mbps)	17.72	6.82	1	2
	HTTP Capacity UL(Mbps)	13.76	6.15	1	2

4G PREFERRED BROWSING COMPARISON

Web Page	Status	Airtel 4G	CWS 4G	Airtel 4G (%)	CWS 4G (%)
Kepler	Success	12	6	92.31	100.00
	Failure	1	0	7.69	0.00
Mobile Kepler	Success	12	6	100.00	100.00
	Failure	0	0	0.00	0.00
www.shein.com	Success	12	6	100.00	100.00
	Failure	0	0	0.00	0.00
www.nbs.gov.sc	Success	12	6	100.00	100.00
	Failure	0	0	0.00	0.00
www.sbc.sc	Success	12	6	100.00	100.00
	Failure	0	0	0.00	0.00

DATA Scenario		Airtel 4G	CWS 4G	Airtel 4G (Rank)	CWS 4G (Rank)
BROWSER	Overall Browser DL Time (s)	9.50	11.15	1	2
	Kepler Webpage DL Time (s)	3.98	9.04	1	2
	Mobile Kepler Webpage DL Time (s)	1.73	5.24	1	2
	www.shein.com Webpage DL Time (s)	6.55	9.94	1	2
	www.nbs.gov.sc Webpage DL Time (s)	17.87	16.91	2	1
	www.sbc.sc Webpage DL Time (s)	17.39	14.63	2	1

	Latency KPIs	Airtel 4G	CWS 4G
Overall Latency	Sample Count [32 bytes]	25	10
	Average Latency [ms]	263.28	231.20
	Median Latency [ms]	140	204
	Ping session status: Successful	25	10
	Ping session status: Failed [Socket error]	0	0
	Ping session status: Failed [Protocol error timeout]	0	1
	Packet Loss<1%	0.00	9.09
www.google.com	Average Latency [ms]	409.33	210.67
	Median Latency [ms]	408	169
	Ping session status: Successful	12	6
	Ping session status: Failed [Socket error]	0	0
	Ping session status: Failed [Protocol error timeout]	0	0
	Packet Loss<1%	0.00	0.00
102.133.176.104	Average Latency [ms]	128.46	262.00
	Median Latency [ms]	128	266
	Ping session status: Successful	13	4
	Ping session status: Failed [Socket error]	0	0
	Ping session status: Failed [Protocol error timeout]	0	1
	Packet Loss<1%	0.00	20.00

Latency 250ms

LTE YOUTUBE Success Ratio		
KPIs	Airtel Data 4G	CWS Data 4G
Attempt(Count)	13	6
Success(Count)	13	6
Failure(Count)	0	0
YouTube Access Time (s)	5.33	1.94
YouTube Average Resolution (pixels)	1047.20	1039.90
YouTube Success Ratio [%]	100.00	100.00

3G PREFERRED THROUGHPUT COMPARISON

Test Type	Status	Airtel 3G	CWS 3G	Airtel 3G (%)	CWS 3G (%)
SFTP DL	Success	11	8	100.00	100.00
	Failure	0	0	0.00	0.00
SFTP UL	Success	11	6	100.00	75.00
	Failure	0	2	0.00	25.00
HTTP DL	Success	11	8	100.00	100.00
	Failure	0	0	0.00	0.00
HTTP UL	Success	11	3	100.00	37.50
	Failure	0	5	0.00	62.50
HTTP Capacity DL	Success	10	7	100.00	100.00
	Failure	0	0	0.00	0.00
HTTP Capacity UL	Success	10	7	100.00	100.00
	Failure	0	0	0.00	0.00

DATA Scenario		Airtel 3G	CWS 3G	Airtel 3G (Rank)	CWS 3G (Rank)
FILE TRANSFER	SFTP DL (Mbps)	4.19	2.07	1	2
	SFTP UL(Mbps)	2.06	0.32	1	2
	HTTP DL(Mbps)	3.50	2.99	1	2
	HTTP UL(Mbps)	3.04	1.47	1	2
	HTTP Capacity DL(Mbps)	4.64	12.11	2	1
	HTTP Capacity UL(Mbps)	5.95	3.25	1	2

3G PREFERRED BROWSING COMPARISON

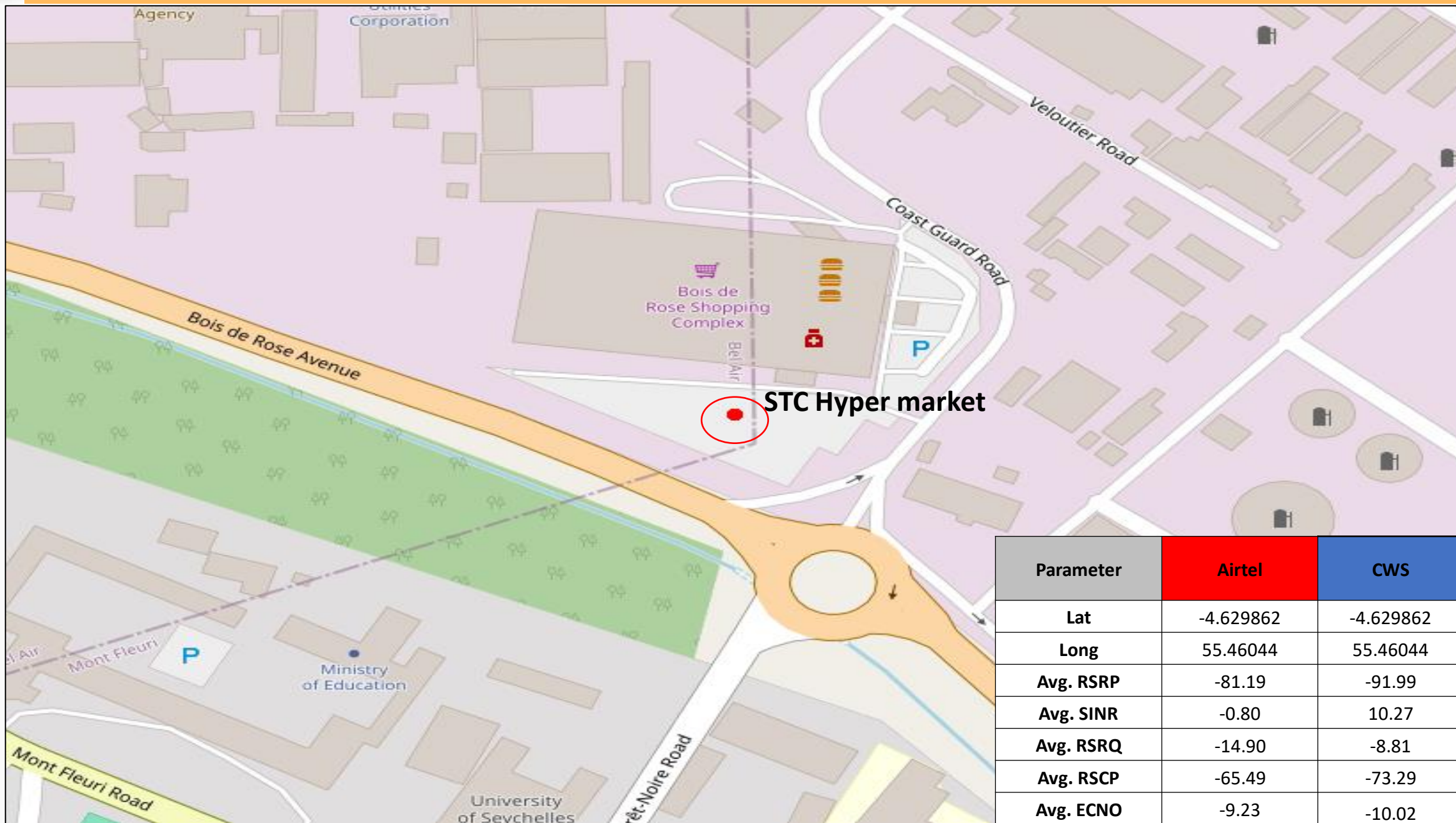
Web Page	Status	Airtel 3G	CWS 3G	Airtel 3G(%)	CWS 3G (%)
Kepler	Success	10	8	100.00	100.00
	Failure	0	0	0.00	0.00
Mobile Kepler	Success	10	7	100.00	100.00
	Failure	0	0	0.00	0.00
www.shein.com	Success	10	8	100.00	100.00
	Failure	0	0	0.00	0.00
www.nbs.gov.sc	Success	10	8	100.00	100.00
	Failure	0	0	0.00	0.00
www.sbc.sc	Success	10	8	100.00	100.00
	Failure	0	0	0.00	0.00

DATA Scenario		Airtel 3G	CWS 3G	Airtel 3G (Rank)	CWS 3G (Rank)
BROWSER	Overall Browser DL Time (s)	9.48	7.10	2	1
	Kepler Webpage DL Time (s)	3.77	7.46	1	2
	Mobile Kepler Webpage DL Time (s)	1.72	4.66	1	2
	www.shein.com Webpage DL Time (s)	11.01	8.00	2	1
	www.nbs.gov.sc Webpage DL Time (s)	11.72	7.51	2	1
	www.sbc.sc Webpage DL Time (s)	19.20	7.58	2	1

	Latency KPIs	Airtel 3G	CWS 3G
Overall Latency	Sample Count [32 bytes]	16	12
	Average Latency [ms]	379.88	184.42
	Median Latency [ms]	396	147
	Ping session status: Successful	16	12
	Ping session status: Failed [Socket error]	0	0
	Ping session status: Failed [Protocol error timeout]	4	2
	Packet Loss<1%	20.00	14.29
www.google.com	Average Latency [ms]	403.67	140.00
	Median Latency [ms]	399	137
	Ping session status: Successful	9	7
	Ping session status: Failed [Socket error]	0	0
	Ping session status: Failed [Protocol error timeout]	0	0
	Packet Loss<1%	0.00	0.00
102.133.176.104	Average Latency [ms]	349.29	246.60
	Median Latency [ms]	370	245
	Ping session status: Successful	7	5
	Ping session status: Failed [Socket error]	0	0
	Ping session status: Failed [Protocol error timeout]	4	2
	Packet Loss<1%	36.36	28.57

UMTS YOUTUBE Success Ratio		
KPIs	Airtel 3G	CWS 3G
Attempt(Count)	11	8
Success(Count)	11	8
Failure(Count)	0	0
YouTube Access Time (s)	3.78	1.85
YouTube Average Resolution (pixels)	1015.89	1041.75
YouTube Success Ratio [%]	100.00	100.00

Static Point Location 2 - STC Hyper market



4G Preferred Data Findings:

- **All SFTP UL tests are failing specifically with the 4G connection through the CWS operator.**
- **All HTTP UL tests are failing specifically with the 4G connection through the CWS operator.**
- Airtel SFTP DL is (6.04 Mbps), while SFTP UL is (5.75 Mbps), CWS SFTP DL is (3.17 Mbps), while SFTP UL is (0.00 Mbps)
- Airtel HTTP DL is (9.25 Mbps), HTTP Capacity DL is (9.50 Mbps) ,HTTP UL is (8.68 Mbps) , and HTTP Capacity UL is (14.85 Mbps).
- CWS HTTP DL is (6.84 Mbps), HTTP Capacity DL is (27.54 Mbps) ,HTTP UL is (0.00 Mbps) , and HTTP Capacity UL is (6.62 Mbps).
- On live web page testing for browsing, www.shein.com took (6.87s), www.nbs.gov.sc took (17.87s), and www.sbc.sc took (24.60s) on Airtel.
- On live web page testing for browsing, www.shein.com took (8.47s), www.nbs.gov.sc took (15.40s), and www.sbc.sc took (13.58s) on CWS.
- On static browsing, Kepler Webpage took (4.22s), and Kepler Mobile took (1.75s) on Airtel.
- On static browsing, Kepler Webpage took (8.33s), and Kepler Mobile took (4.85s) on CWS.
- YouTube average resolution in Airtel is (1035.11) pixels.
- YouTube average resolution in CWS is (1047.27) pixels.
- Airtel scored 46.41% in Carrier Aggregation (CA).
- CWS scored 28.57% in Carrier Aggregation (CA).

3G Preferred Data Test Findings:

- **All HTTP UL tests are failing specifically with the 3G connection through the CWS operator.**
- Airtel SFTP DL is (4.64 Mbps), while SFTP UL is (1.48 Mbps), CWS SFTP DL is (1.95 Mbps), while SFTP UL is (0.12 Mbps)
- Airtel HTTP DL is (4.98 Mbps), HTTP Capacity DL is (5.94 Mbps) ,HTTP UL is (2.06 Mbps) , and HTTP Capacity UL is (4.26 Mbps).
- CWS HTTP DL is (1.46 Mbps), HTTP Capacity DL is (3.18 Mbps) ,HTTP UL is (0.00 Mbps) , and HTTP Capacity UL is (2.75 Mbps).
- On live web page testing for browsing, www.shein.com took (8.56s), www.nbs.gov.sc took (11.06s), and www.sbc.sc took (15.80s) on Airtel.
- On live web page testing for browsing, www.shein.com took (16.05s), www.nbs.gov.sc took (9.75s), and www.sbc.sc took (19.03s) on CWS.
- On static browsing, Kepler Webpage took (4.03s), and Kepler Mobile took (1.63s) on Airtel.
- On static browsing, Kepler Webpage took (10.84s), and Kepler Mobile took (5.42s) on CWS.
- YouTube average resolution in Airtel is (1037.91) pixels.
- YouTube average resolution in CWS is (777.60) pixels.

DRIVE TEST KPI STATISTICS

DATA Scenario		3G Preferred				4G Preferred			
		Airtel 3G	CWS 3G	Airtel 3G (Rank)	CWS 3G (Rank)	Airtel 4G	CWS 4G	Airtel 4G (Rank)	CWS 4G (Rank)
FILE TRANSFER	SFTP DL (Mbps)	4.64	1.95	1	2	6.04	3.17	1	2
	SFTP UL(Mbps)	1.48	0.12	1	2	5.75	0.00	1	2
	HTTP DL(Mbps)	4.98	1.46	1	2	9.25	6.84	1	2
	HTTP UL(Mbps)	2.06	0.00	1	2	8.68	0.00	1	2
	HTTP Capacity DL(Mbps)	5.94	3.18	1	2	9.50	27.54	2	1
	HTTP Capacity UL(Mbps)	4.26	2.75	1	2	14.85	6.62	1	2
BROWSER	Overall Browser DL Time (s)	8.14	12.06	1	2	11.10	10.12	2	1
	Kepler Webpage DL Time (s)	4.03	10.84	1	2	4.22	8.33	1	2
	Mobile Kepler Webpage DL Time (s)	1.63	5.42	1	2	1.75	4.85	1	2
	www.shein.com Webpage DL Time (s)	8.56	16.05	1	2	6.87	8.47	1	2
	www.nbs.gov.sc Webpage DL Time (s)	11.06	9.75	2	1	17.87	15.40	2	1
	www.sbc.sc Webpage DL Time (s)	15.80	19.03	1	2	24.60	13.58	2	1
LATENCY	Avg Latency (ms)	279.49	261.90	2	1	258.45	214.54	2	1
	Median Latency (ms)	394	171	2	1	142	159	1	2
YOUTUBE	YouTube Access Time (s)	3.75	3.44	2	1	5.38	1.40	2	1
	YouTube Average Resolution (pixels)	1037.91	777.60	1	2	1035.11	1047.27	2	1
	YouTube Success Ratio [%]	100.00	87.50	1	2	100.00	100.00	1	1

4G PREFERRED THROUGHPUT COMPARISON

Test Type	Status	Airtel 4G	CWS 4G	Airtel 4G (%)	CWS 4G (%)
SFTP DL	Success	12	8	100.00	100.00
	Failure	0	0	0.00	0.00
SFTP UL	Success	11	0	91.67	0.00
	Failure	1	7	8.33	100.00
HTTP DL	Success	12	7	100.00	100.00
	Failure	0	0	0.00	0.00
HTTP UL	Success	12	0	100.00	0.00
	Failure	0	7	0.00	100.00
HTTP Capacity DL	Success	11	7	100.00	100.00
	Failure	0	0	0.00	0.00
HTTP Capacity UL	Success	11	7	100.00	100.00
	Failure	0	0	0.00	0.00

DATA Scenario		Airtel 4G	CWS 4G	Airtel 4G (Rank)	CWS 4G (Rank)
FILE TRANSFER	SFTP DL (Mbps)	6.04	3.17	1	2
	SFTP UL(Mbps)	5.75	0.00	1	2
	HTTP DL(Mbps)	9.25	6.84	1	2
	HTTP UL(Mbps)	8.68	0.00	1	2
	HTTP Capacity DL(Mbps)	9.50	27.54	2	1
	HTTP Capacity UL(Mbps)	14.85	6.62	1	2

4G PREFERRED BROWSING COMPARISON

Web Page	Status	Airtel 4G	CWS 4G	Airtel 4G (%)	CWS 4G (%)
Kepler	Success	11	7	91.67	100.00
	Failure	1	0	8.33	0.00
Mobile Kepler	Success	11	7	100.00	100.00
	Failure	0	0	0.00	0.00
www.shein.com	Success	12	7	100.00	100.00
	Failure	0	0	0.00	0.00
www.nbs.gov.sc	Success	12	7	100.00	100.00
	Failure	0	0	0.00	0.00
www.sbc.sc	Success	11	7	91.67	100.00
	Failure	1	0	8.33	0.00

DATA Scenario		Airtel 4G	CWS 4G	Airtel 4G (Rank)	CWS 4G (Rank)
BROWSER	Overall Browser DL Time (s)	11.10	10.12	2	1
	Kepler Webpage DL Time (s)	4.22	8.33	1	2
	Mobile Kepler Webpage DL Time (s)	1.75	4.85	1	2
	www.shein.com Webpage DL Time (s)	6.87	8.47	1	2
	www.nbs.gov.sc Webpage DL Time (s)	17.87	15.40	2	1
	www.sbc.sc Webpage DL Time (s)	24.60	13.58	2	1

	Latency KPIs	Airtel 4G	CWS 4G
Overall Latency	Sample Count [32 bytes]	23	11
	Average Latency [ms]	256.83	204.91
	Median Latency [ms]	154	158
	Ping session status: Successful	23	11
	Ping session status: Failed [Socket error]	0	0
	Ping session status: Failed [Protocol error timeout]	0	2
	Packet Loss<1%	0.00	15.38
www.google.com	Average Latency [ms]	400.18	158.00
	Median Latency [ms]	400	148
	Ping session status: Successful	11	7
	Ping session status: Failed [Socket error]	0	0
	Ping session status: Failed [Protocol error timeout]	0	0
	Packet Loss<1%	0.00	0.00
102.133.176.104	Average Latency [ms]	125.42	287.00
	Median Latency [ms]	127	290
	Ping session status: Successful	12	4
	Ping session status: Failed [Socket error]	0	0
	Ping session status: Failed [Protocol error timeout]	0	2
	Packet Loss<1%	0.00	33.33

LTE YOUTUBE Success Ratio		
KPIs	Airtel Data 4G	CWS Data 4G
Attempt(Count)	12	7
Success(Count)	12	7
Failure(Count)	0	0
YouTube Access Time (s)	5.38	1.40
YouTube Average Resolution (pixels)	1035.11	1047.27
YouTube Success Ratio [%]	100.00	100.00

Latency 250ms

3G PREFERRED THROUGHPUT COMPARISON

Test Type	Status	Airtel 3G	CWS 3G	Airtel 3G (%)	CWS 3G (%)
SFTP DL	Success	11	6	100.00	100.00
	Failure	0	0	0.00	0.00
SFTP UL	Success	11	2	100.00	33.33
	Failure	0	4	0.00	66.67
HTTP DL	Success	11	7	100.00	87.50
	Failure	0	1	0.00	12.50
HTTP UL	Success	11	8	100.00	100.00
	Failure	0	0	0.00	0.00
HTTP Capacity DL	Success	10	7	100.00	100.00
	Failure	0	0	0.00	0.00
HTTP Capacity UL	Success	10	6	100.00	85.71
	Failure	0	1	0.00	14.29

DATA Scenario		Airtel 3G	CWS 3G	Airtel 3G (Rank)	CWS 3G (Rank)
FILE TRANSFER	SFTP DL (Mbps)	4.64	1.95	1	2
	SFTP UL(Mbps)	1.48	0.12	1	2
	HTTP DL(Mbps)	4.98	1.46	1	2
	HTTP UL(Mbps)	2.06	0.00	1	2
	HTTP Capacity DL(Mbps)	5.94	3.18	1	2
	HTTP Capacity UL(Mbps)	4.26	2.75	1	2

3G PREFERRED BROWSING COMPARISON

Web Page	Status	Airtel 3G	CWS 3G	Airtel 3G(%)	CWS 3G (%)
Kepler	Success	10	7	100.00	87.50
	Failure	0	1	0.00	12.50
Mobile Kepler	Success	11	7	100.00	100.00
	Failure	0	0	0.00	0.00
www.shein.com	Success	10	8	90.91	100.00
	Failure	1	0	9.09	0.00
www.nbs.gov.sc	Success	11	8	100.00	100.00
	Failure	0	0	0.00	0.00
www.sbc.sc	Success	10	6	90.91	75.00
	Failure	1	2	9.09	25.00

DATA Scenario		Airtel 3G	CWS 3G	Airtel 3G (Rank)	CWS 3G (Rank)
BROWSER	Overall Browser DL Time (s)	8.14	12.06	1	2
	Kepler Webpage DL Time (s)	4.03	10.84	1	2
	Mobile Kepler Webpage DL Time (s)	1.63	5.42	1	2
	www.shein.com Webpage DL Time (s)	8.56	16.05	1	2
	www.nbs.gov.sc Webpage DL Time (s)	11.06	9.75	2	1
	www.sbc.sc Webpage DL Time (s)	15.80	19.03	1	2

	Latency KPIs	Airtel 3G	CWS 3G
Overall Latency	Sample Count [32 bytes]	22	10
	Average Latency [ms]	301.18	207.50
	Median Latency [ms]	396	159
	Ping session status: Successful	22	10
	Ping session status: Failed [Socket error]	0	0
	Ping session status: Failed [Protocol error timeout]	0	4
	Packet Loss<1%	0.00	28.57
www.google.com	Average Latency [ms]	412.73	154.29
	Median Latency [ms]	413	155
	Ping session status: Successful	11	7
	Ping session status: Failed [Socket error]	0	0
	Ping session status: Failed [Protocol error timeout]	0	0
	Packet Loss<1%	0.00	0.00
102.133.176.104	Average Latency [ms]	189.64	331.67
	Median Latency [ms]	131	314
	Ping session status: Successful	11	3
	Ping session status: Failed [Socket error]	0	0
	Ping session status: Failed [Protocol error timeout]	0	4
	Packet Loss<1%	0.00	57.14

Latency 250ms

UMTS YOUTUBE Success Ratio		
KPIs	Airtel 3G	CWS 3G
Attempt(Count)	11	8
Success(Count)	11	7
Failure(Count)	0	1
YouTube Access Time (s)	3.75	3.44
YouTube Average Resolution (pixels)	1037.91	777.60
YouTube Success Ratio [%]	100.00	87.50

Static Point Location 3 - Victoria hospital



Parameter	Airtel	CWS
Lat	-4.63082	-4.63082
Long	55.45586	55.45586
Avg. RSRP	-83.90	-92.11
Avg. SINR	7.16	8.54
Avg. RSRQ	-11.09	-9.06
Avg. RSCP	-81.05	-78.18
Avg. ECNO	-10.99	-7.50

4G Preferred Data Findings:

- Airtel SFTP DL is (3.23 Mbps), while SFTP UL is (5.78 Mbps), CWS SFTP DL is (2.76 Mbps), while SFTP UL is (2.27 Mbps)
- Airtel HTTP DL is (6.42 Mbps), HTTP Capacity DL is (7.42 Mbps) ,HTTP UL is (8.78 Mbps) , and HTTP Capacity UL is (13.04 Mbps).
- CWS HTTP DL is (4.88 Mbps), HTTP Capacity DL is (19.25 Mbps) ,HTTP UL is (6.89 Mbps) , and HTTP Capacity UL is (9.09 Mbps).
- On live web page testing for browsing, www.shein.com took (7.52s), www.nbs.gov.sc took (19.06s), and www.sbc.sc took (25.87s) on Airtel.
- On live web page testing for browsing, www.shein.com took (9.32s), www.nbs.gov.sc took (16.78s), and www.sbc.sc took (15.26s) on CWS.
- On static browsing, Kepler Webpage took (4.46s), and Kepler Mobile took (1.78s) on Airtel.
- On static browsing, Kepler Webpage took (12.39s), and Kepler Mobile took (5.95s) on CWS.
- YouTube average resolution in Airtel is (951.36) pixels.
- YouTube average resolution in CWS is (1029.46) pixels.
- Airtel scored 60.00% in Carrier Aggregation (CA).
- CWS scored 20.00% in Carrier Aggregation (CA).

3G Preferred Data Test Findings:

- Airtel SFTP DL is (3.37 Mbps), while SFTP UL is (2.26 Mbps), CWS SFTP DL is (1.65 Mbps), while SFTP UL is (0.75 Mbps)
- Airtel HTTP DL is (3.14 Mbps), HTTP Capacity DL is (3.76 Mbps) ,HTTP UL is (3.24 Mbps) , and HTTP Capacity UL is (6.38 Mbps).
- CWS HTTP DL is (2.53 Mbps), HTTP Capacity DL is (9.54 Mbps) ,HTTP UL is (1.15 Mbps) , and HTTP Capacity UL is (2.85 Mbps).
- On live web page testing for browsing, www.shein.com took (14.51s), www.nbs.gov.sc took (12.87s), and www.sbc.sc took (18.63s) on Airtel.
- On live web page testing for browsing, www.shein.com took (11.86s), www.nbs.gov.sc took (9.04s), and www.sbc.sc took (10.27s) on CWS.
- On static browsing, Kepler Webpage took (4.51s), and Kepler Mobile took (1.77s) on Airtel.
- On static browsing, Kepler Webpage took (10.88s), and Kepler Mobile took (5.59s) on CWS.
- YouTube average resolution in Airtel is (979.84) pixels.
- YouTube average resolution in CWS is (1003.36) pixels.

DRIVE TEST KPI STATISTICS

DATA Scenario		3G Preferred				4G Preferred			
		Airtel 3G	CWS 3G	Airtel 3G (Rank)	CWS 3G (Rank)	Airtel 4G	CWS 4G	Airtel 4G (Rank)	CWS 4G (Rank)
FILE TRANSFER	SFTP DL (Mbps)	3.37	1.65	1	2	3.23	2.76	1	2
	SFTP UL(Mbps)	2.26	0.75	1	2	5.78	2.27	1	2
	HTTP DL(Mbps)	3.14	2.53	1	2	6.42	4.88	1	2
	HTTP UL(Mbps)	3.24	1.15	1	2	8.78	6.89	1	2
	HTTP Capacity DL(Mbps)	3.76	9.54	2	1	7.42	19.25	2	1
	HTTP Capacity UL(Mbps)	6.38	2.85	1	2	13.04	9.09	1	2
BROWSER	Overall Browser DL Time (s)	10.46	9.39	2	1	12.01	11.94	2	1
	Kepler Webpage DL Time (s)	4.51	10.88	1	2	4.46	12.39	1	2
	Mobile Kepler Webpage DL Time (s)	1.77	5.59	1	2	1.78	5.95	1	2
	www.shein.com Webpage DL Time (s)	14.51	11.86	2	1	7.52	9.32	1	2
	www.nbs.gov.sc Webpage DL Time (s)	12.87	9.04	2	1	19.06	16.78	2	1
	www.sbc.sc Webpage DL Time (s)	18.63	10.27	2	1	25.87	15.26	2	1
LATENCY	Avg Latency (ms)	265.71	224.42	2	1	266.68	267.45	1	2
	Median Latency (ms)	193	157	2	1	149	224	1	2
YOUTUBE	YouTube Access Time (s)	4.04	2.54	2	1	5.95	1.94	2	1
	YouTube Average Resolution (pixels)	979.84	1003.36	2	1	951.36	1029.46	2	1
	YouTube Success Ratio [%]	100.00	100.00	1	1	100.00	100.00	1	1

4G PREFERRED THROUGHPUT COMPARISON

Test Type	Status	Airtel 4G	CWS 4G	Airtel 4G (%)	CWS 4G (%)
SFTP DL	Success	12	8	100.00	100.00
	Failure	0	0	0.00	0.00
SFTP UL	Success	12	1	100.00	12.50
	Failure	0	7	0.00	87.50
HTTP DL	Success	12	7	100.00	100.00
	Failure	0	0	0.00	0.00
HTTP UL	Success	12	1	100.00	14.29
	Failure	0	6	0.00	85.71
HTTP Capacity DL	Success	11	7	100.00	100.00
	Failure	0	0	0.00	0.00
HTTP Capacity UL	Success	11	7	100.00	100.00
	Failure	0	0	0.00	0.00

DATA Scenario		Airtel 4G	CWS 4G	Airtel 4G (Rank)	CWS 4G (Rank)
FILE TRANSFER	SFTP DL (Mbps)	3.23	2.76	1	2
	SFTP UL(Mbps)	5.78	2.27	1	2
	HTTP DL(Mbps)	6.42	4.88	1	2
	HTTP UL(Mbps)	8.78	6.89	1	2
	HTTP Capacity DL(Mbps)	7.42	19.25	2	1
	HTTP Capacity UL(Mbps)	13.04	9.09	1	2

4G PREFERRED BROWSING COMPARISON

Web Page	Status	Airtel 4G	CWS 4G	Airtel 4G (%)	CWS 4G (%)
Kepler	Success	9	7	81.82	100.00
	Failure	2	0	18.18	0.00
Mobile Kepler	Success	11	7	100.00	100.00
	Failure	0	0	0.00	0.00
www.shein.com	Success	11	7	100.00	100.00
	Failure	0	0	0.00	0.00
www.nbs.gov.sc	Success	11	7	100.00	100.00
	Failure	0	0	0.00	0.00
www.sbc.sc	Success	11	7	100.00	100.00
	Failure	0	0	0.00	0.00

DATA Scenario		Airtel 4G	CWS 4G	Airtel 4G (Rank)	CWS 4G (Rank)
BROWSER	Overall Browser DL Time (s)	12.01	11.94	2	1
	Kepler Webpage DL Time (s)	4.46	12.39	1	2
	Mobile Kepler Webpage DL Time (s)	1.78	5.95	1	2
	www.shein.com Webpage DL Time (s)	7.52	9.32	1	2
	www.nbs.gov.sc Webpage DL Time (s)	19.06	16.78	2	1
	www.sbc.sc Webpage DL Time (s)	25.87	15.26	2	1

	Latency KPIs	Airtel 4G	CWS 4G
Overall Latency	Sample Count [32 bytes]	23	8
	Average Latency [ms]	253.57	209.00
	Median Latency [ms]	136	182
	Ping session status: Successful	23	8
	Ping session status: Failed [Socket error]	0	0
	Ping session status: Failed [Protocol error timeout]	0	2
	Packet Loss<1%	0.00	20.00
www.google.com	Average Latency [ms]	397.27	185.14
	Median Latency [ms]	398	173
	Ping session status: Successful	11	7
	Ping session status: Failed [Socket error]	0	0
	Ping session status: Failed [Protocol error timeout]	0	0
	Packet Loss<1%	0.00	0.00
102.133.176.104	Average Latency [ms]	121.83	376.00
	Median Latency [ms]	121	376
	Ping session status: Successful	12	1
	Ping session status: Failed [Socket error]	0	0
	Ping session status: Failed [Protocol error timeout]	0	2
	Packet Loss<1%	0.00	66.67

LTE YOUTUBE Success Ratio		
KPIs	Airtel Data 4G	CWS Data 4G
Attempt(Count)	12	7
Success(Count)	12	7
Failure(Count)	0	0
YouTube Access Time (s)	5.95	1.94
YouTube Average Resolution (pixels)	951.36	1029.46
YouTube Success Ratio [%]	100.00	100.00

Latency 250ms

3G PREFERRED THROUGHPUT COMPARISON

Test Type	Status	Airtel 3G	CWS 3G	Airtel 3G (%)	CWS 3G (%)
SFTP DL	Success	11	6	100.00	100.00
	Failure	0	0	0.00	0.00
SFTP UL	Success	11	1	100.00	16.67
	Failure	0	5	0.00	83.33
HTTP DL	Success	10	9	90.91	100.00
	Failure	1	0	9.09	0.00
HTTP UL	Success	11	1	100.00	11.11
	Failure	0	8	0.00	88.89
HTTP Capacity DL	Success	10	8	100.00	100.00
	Failure	0	0	0.00	0.00
HTTP Capacity UL	Success	10	7	90.91	87.50
	Failure	1	1	9.09	12.50

DATA Scenario		Airtel 3G	CWS 3G	Airtel 3G (Rank)	CWS 3G (Rank)
FILE TRANSFER	SFTP DL (Mbps)	3.37	1.65	1	2
	SFTP UL(Mbps)	2.26	0.75	1	2
	HTTP DL(Mbps)	3.14	2.53	1	2
	HTTP UL(Mbps)	3.24	1.15	1	2
	HTTP Capacity DL(Mbps)	3.76	9.54	2	1
	HTTP Capacity UL(Mbps)	6.38	2.85	1	2

3G PREFERRED BROWSING COMPARISON

Web Page	Status	Airtel 3G	CWS 3G	Airtel 3G(%)	CWS 3G (%)
Kepler	Success	11	5	100.00	55.56
	Failure	0	4	0.00	44.44
Mobile Kepler	Success	10	9	100.00	100.00
	Failure	0	0	0.00	0.00
www.shein.com	Success	11	9	100.00	100.00
	Failure	0	0	0.00	0.00
www.nbs.gov.sc	Success	11	9	100.00	100.00
	Failure	0	0	0.00	0.00
www.sbc.sc	Success	10	9	90.91	100.00
	Failure	1	0	9.09	0.00

DATA Scenario		Airtel 3G	CWS 3G	Airtel 3G (Rank)	CWS 3G (Rank)
BROWSER	Overall Browser DL Time (s)	10.46	9.39	2	1
	Kepler Webpage DL Time (s)	4.51	10.88	1	2
	Mobile Kepler Webpage DL Time (s)	1.77	5.59	1	2
	www.shein.com Webpage DL Time (s)	14.51	11.86	2	1
	www.nbs.gov.sc Webpage DL Time (s)	12.87	9.04	2	1
	www.sbc.sc Webpage DL Time (s)	18.63	10.27	2	1

	Latency KPIs	Airtel 3G	CWS 3G
Overall Latency	Sample Count [32 bytes]	20	11
	Average Latency [ms]	275.85	177.82
	Median Latency [ms]	264	153
	Ping session status: Successful	20	11
	Ping session status: Failed [Socket error]	0	0
	Ping session status: Failed [Protocol error timeout]	1	1
	Packet Loss<1%	4.76	8.33
www.google.com	Average Latency [ms]	430.90	143.75
	Median Latency [ms]	399	138
	Ping session status: Successful	10	8
	Ping session status: Failed [Socket error]	0	0
	Ping session status: Failed [Protocol error timeout]	0	0
	Packet Loss<1%	0.00	0.00
102.133.176.104	Average Latency [ms]	120.80	268.67
	Median Latency [ms]	119	297
	Ping session status: Successful	10	3
	Ping session status: Failed [Socket error]	0	0
	Ping session status: Failed [Protocol error timeout]	1	1
	Packet Loss<1%	9.09	25.00

Latency 250ms

UMTS YOUTUBE Success Ratio		
KPIs	Airtel 3G	CWS 3G
Attempt(Count)	11	9
Success(Count)	11	9
Failure(Count)	0	0
YouTube Access Time (s)	4.04	2.54
YouTube Average Resolution (pixels)	979.84	1003.36
YouTube Success Ratio [%]	100.00	100.00

THANKS