



Seychelles  
Communications  
Regulatory  
Authority

# QUARTERLY STATISTICS

---

**Q4 - 01<sup>st</sup> October 2024 to 31<sup>st</sup> December 2024**

- **Key Performance Indicators**
- **Fixed Line telephony services**
- **Mobile Cellular Services**
- **Internet Broadband Services**
- **Internet data traffic**
- **Mobile and Fixed Internet data traffic**
- **International Internet Bandwidth**

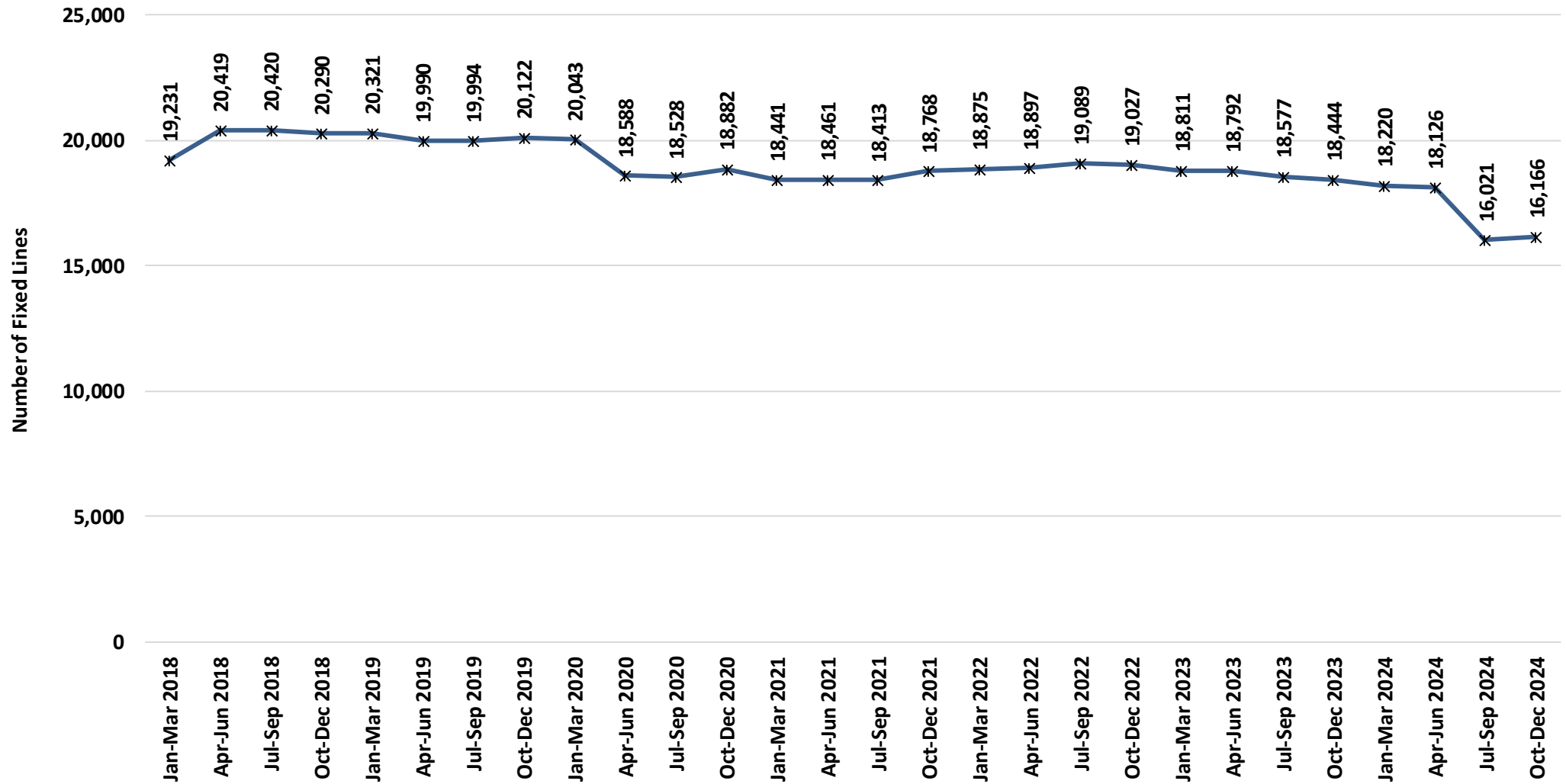
## 1. Key Performance Indicators

### SUMMARY OF KEY PERFORMANCE INDICATORS

Details	Fixed Line Subscriptions	Mobile Cellular Subscriptions	Internet access Subscriptions	Total International Internet Bandwidth Capacity (Mbps) (Upload and Download)	Total Data Traffic (GB) (Uploaded and Downloaded)
31 <sup>st</sup> March 2020	20,043	193,342	116,784	17,870	6,019,181
30 <sup>th</sup> June 2020	18,588	187,984	112,345	17,870	6,300,515
30 <sup>th</sup> September 2020	18,528	182,797	114,014	17,870	6,280,947
31 <sup>st</sup> December 2020	18,882	183,498	119,010	17,990	6,671,160
31 <sup>st</sup> March 2021	18,441	178,561	122,066	18,140	8,000,520
30 <sup>th</sup> June 2021	18,461	182,484	132,651	19,190	8,172,646
30 <sup>th</sup> September 2021	18,413	185,923	129,065	20,090	8,317,217
31 <sup>st</sup> December 2021	17,768	183,840	135,758	20,390	9,104,398
31 <sup>st</sup> March 2022	18,768	189,354	135,369	20,390	10,594,981
30 <sup>th</sup> June 2022	18,897	199,045	129,306	24,690	10,048,893
30 <sup>th</sup> September 2022	19,089	200,182	134,304	26,510	11,153,819
31 <sup>st</sup> December 2022	19,027	205,140	143,645	36,410	12,129,941
31 <sup>st</sup> March 2023	18,811	207,780	146,203	74,720	13,393,020
30 <sup>th</sup> June 2023	18,792	168,010	138,536	74,720	15,257,708
30 <sup>th</sup> September 2023	18,577	165,325	140,476	74,720	18,180,692
31 <sup>st</sup> December 2023	18,444	165,369	142,154	74,720	19,820,656
31 <sup>st</sup> March 2024	18,220	159,936	141,216	210,874	21,314,066
30 <sup>th</sup> June 2024	18,126	158,923	139,852	231,774	22,810,807
30 <sup>th</sup> September 2024	16,021	161,320	143,888	293,274	24,506,554
31 <sup>st</sup> December 2024	16,166	163,827	148,614	303,274	26,818,935
Penetration per 100 inhabitants as at 31 <sup>st</sup> December 2024	13.32	135.0	122.46	N/A	N/A

## 2. Fixed Line telephony services

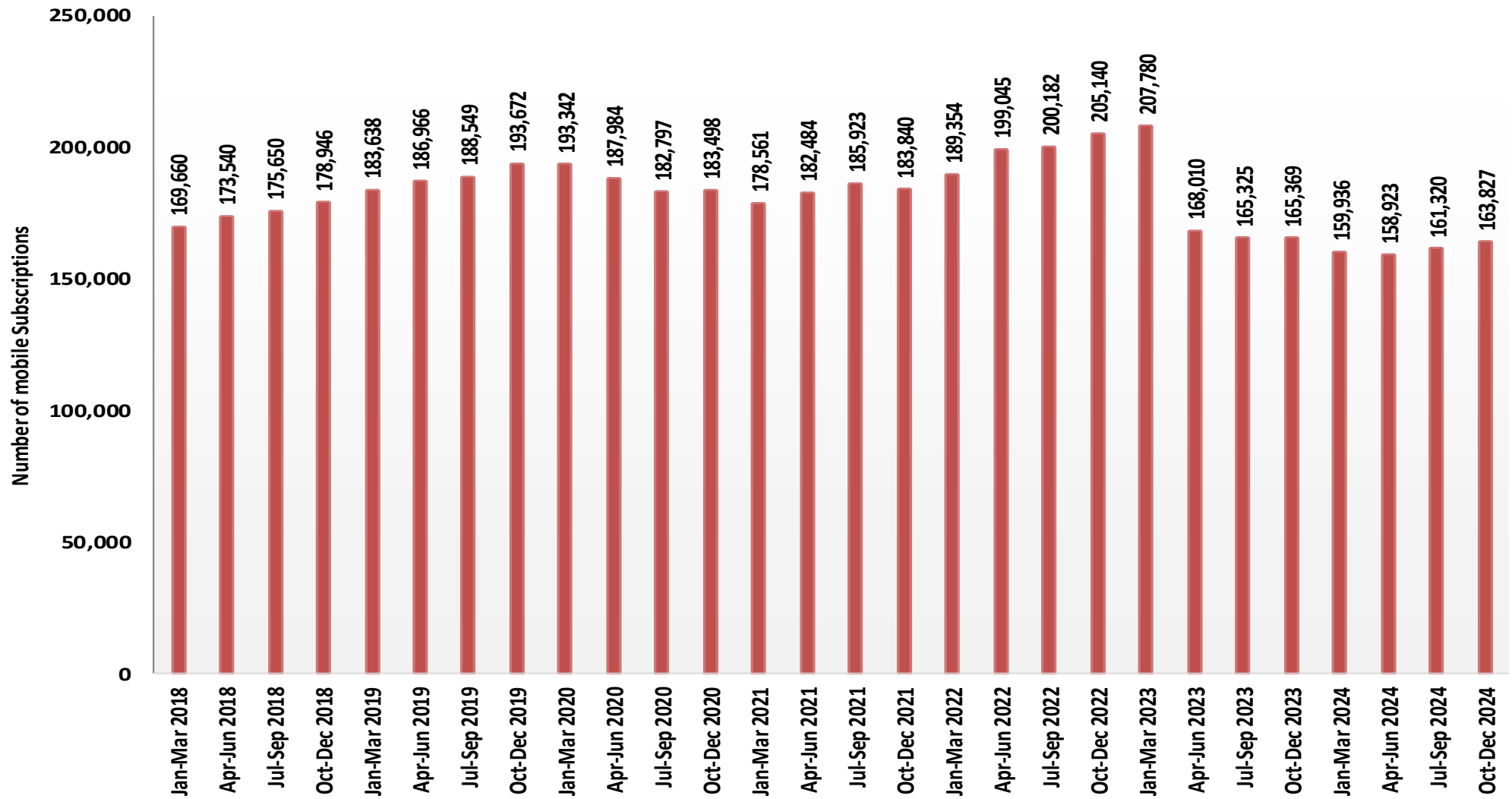
**Fixed line Subscriptions as at 31<sup>st</sup> December 2024**



- During the fourth quarter (Q4), the total number of fixed line subscriptions increased by 0.91% from 16,021 to 16,166.

### 3. Mobile Cellular services

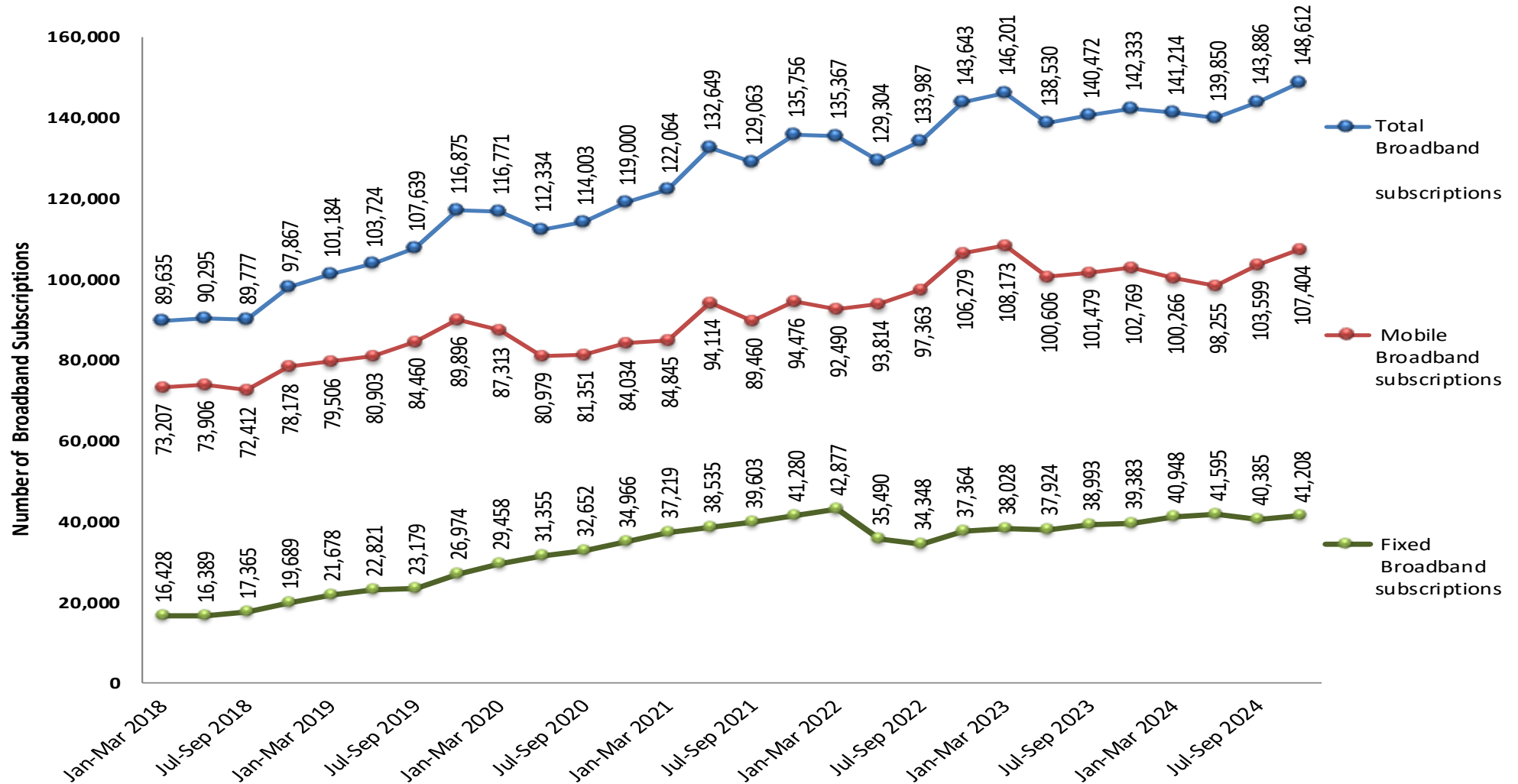
**Mobile Cellular Subscriptions as at 31<sup>st</sup> December 2024**



- In Q4 the number of mobile cellular subscriptions increased by 1.55% reaching 163,827 subscriptions from 161,320.

## 4. Internet Broadband Services

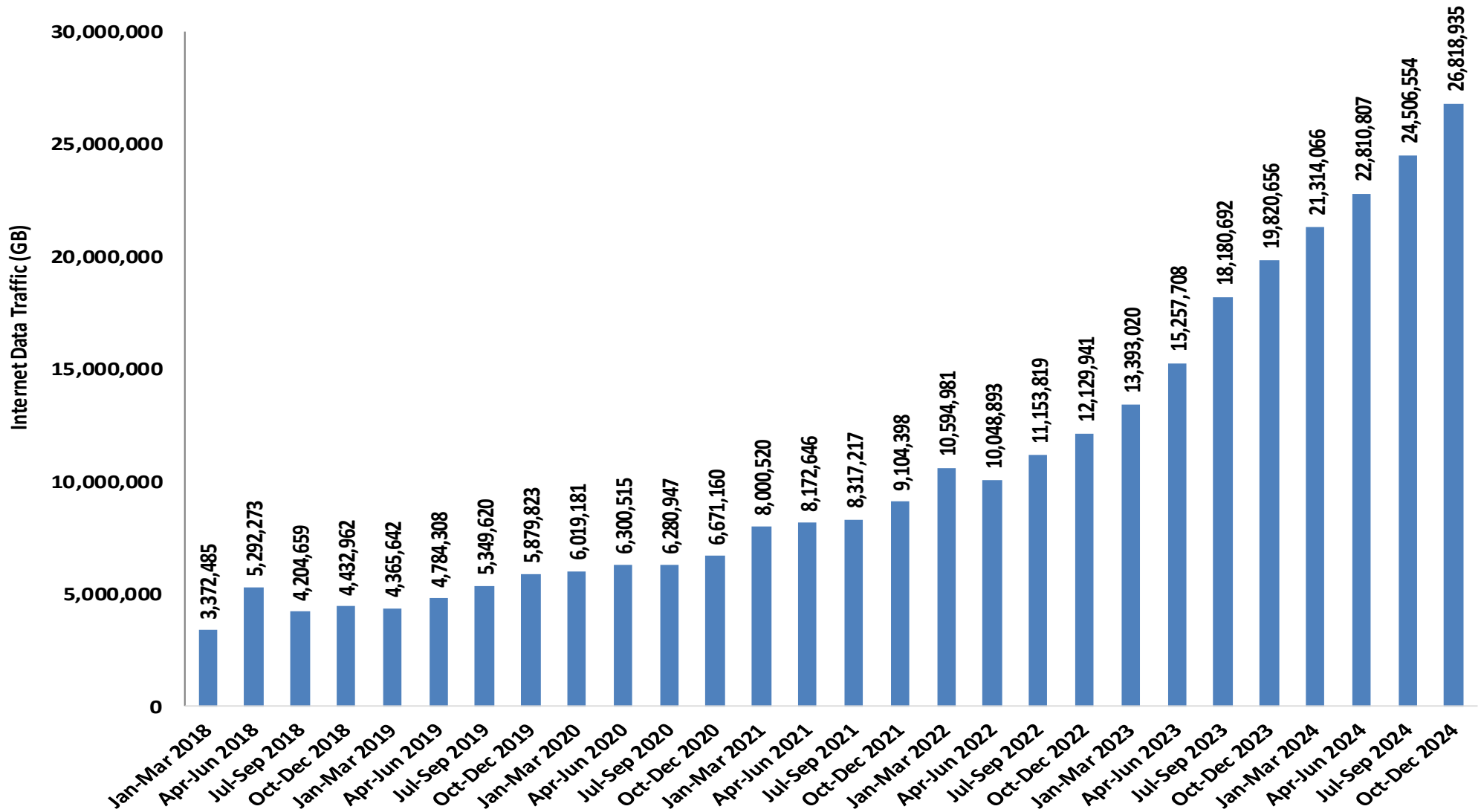
**Broadband Subscriptions as at 31<sup>st</sup> December 2024**



- In Q4, the total broadband subscriptions increased by 3.28%. Fixed and Mobile broadband subscriptions grew by 2.04% and 3.67% respectively.

## 5. Internet data traffic

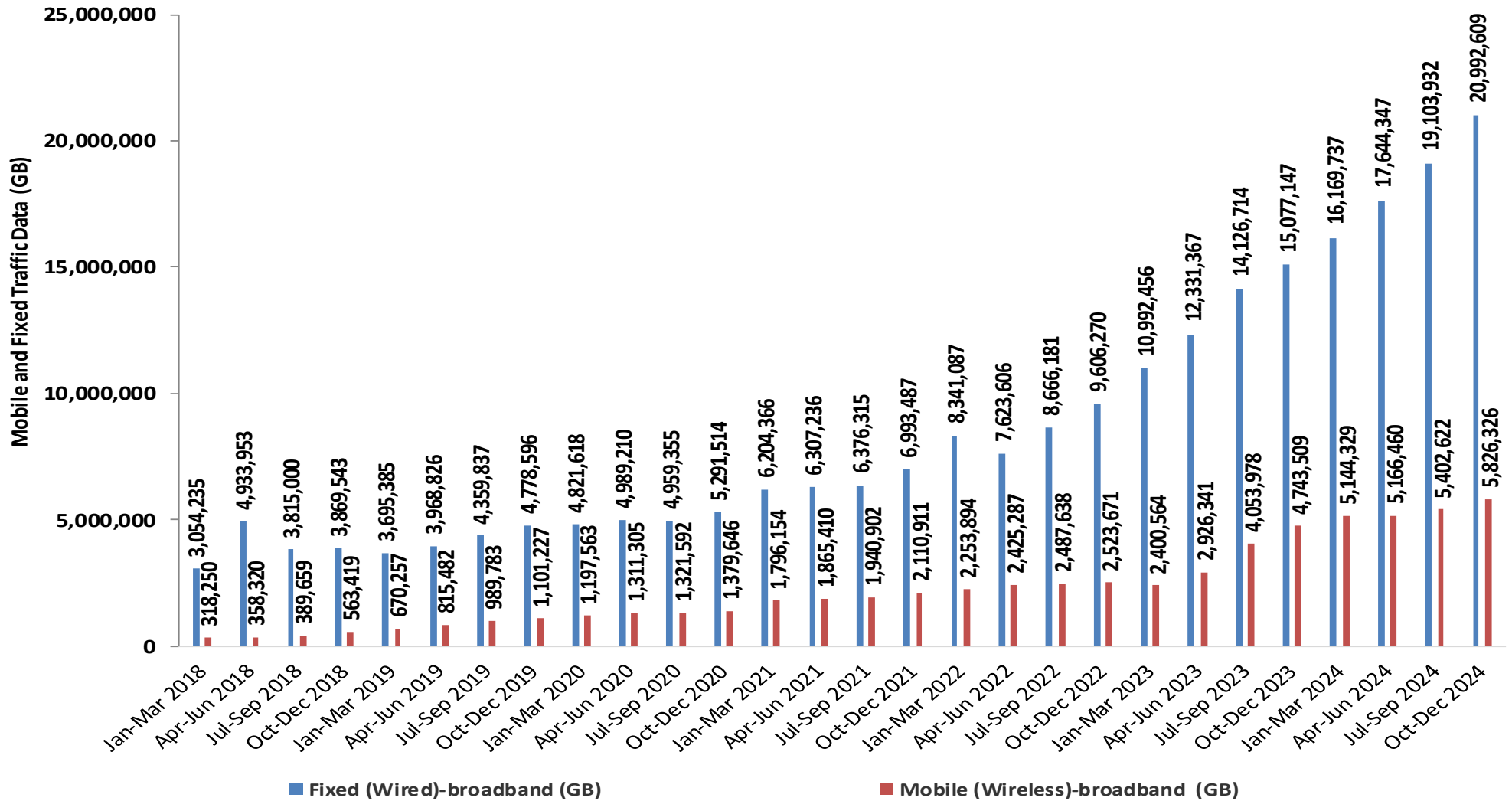
**Total Internet Data Traffic Uploaded and Downloaded as at 31<sup>st</sup> December 2024**



- During Q4, the total number of data traffic increased by 9.4%, from 24.5 million GB to 26.8 million GB

## 6. Mobile and Fixed Internet Data Traffic

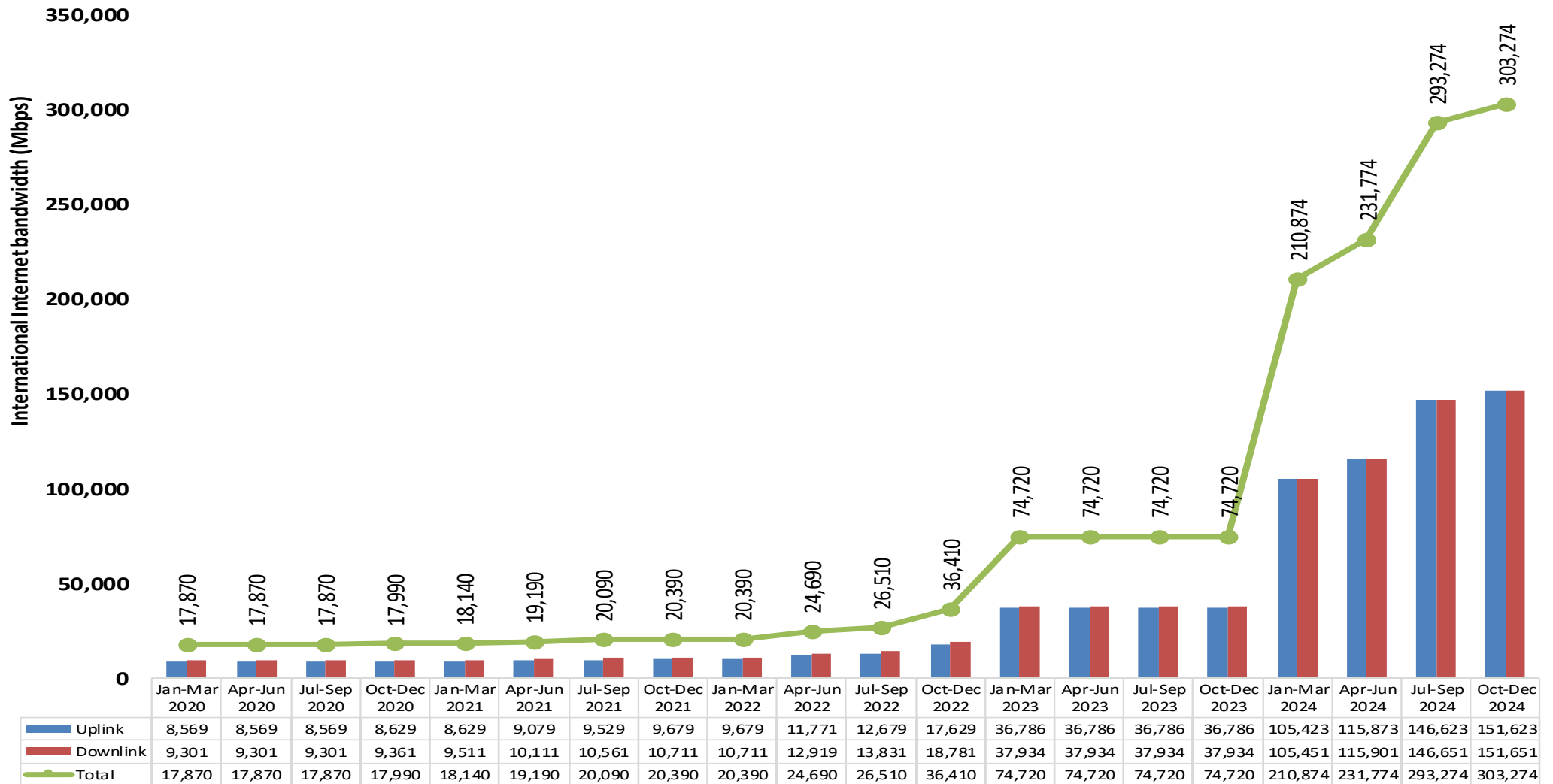
**Mobile (Wireless) and Fixed (Wired) Broadband Traffic Data as at 31<sup>st</sup> December 2024**



- Fixed broadband Internet data traffic increased by 9.89%, whilst mobile broadband data traffic grew by 7.84% during Q4.

## 7. International Internet Bandwidth

**International Internet bandwidth as at 31<sup>st</sup> December 2024**



- In the fourth quarter, the total International Internet Bandwidth increased by 3.41% from 293,274 Mbps to 303,274Mbps